



Electrical & Automation

POWERING A NON-STOP INDIA



**Maximum Retail Prices
For Industrial Signaling Products**
Effective from 01-06-26

**INDUSTRIAL
SIGNALING
PRODUCTS**

FROM THE COO'S DESK.



Electrical & Automation

Dear Partner,

India is building at a pace and scale that few could have imagined a decade ago. **Infrastructure, metro networks, buildings, green energy corridors, the evolving new energy landscape including solar, modernising factories, and connected homes**, the demand on every link in the electrical and automation value chain has never been greater. It is a privilege to stand at the centre of this transformation, and it is a privilege we share with you.

As we step into this new phase of growth, we are sharing our updated price list. **This revision reflects the investments we continue to make in Made in India manufacturing, R&D, and the service infrastructure that you and your customers rely on every day, across every scale, segment, geography, and across all sources of power.** Our commitment to transparency, quality, and reliability remains the foundation of everything we do together.

At Lauritz Knudsen, we carry over 70+ years of experience built in India, for India. Today, that legacy powers a portfolio spanning **Low Voltage solutions, Industrial Automation, Software and Services**, designed to deliver seamlessly across diverse applications and evolving energy needs. From conventional systems to the rapidly expanding renewable and solar ecosystem, we enable consistent, high performance outcomes that power a **Non Stop India**.

It is your expertise, your relationships, and your reach that turn our solutions into real impact. Every specification advised, every installation completed, every customer served, that is where our shared purpose comes to life. We remain committed to equipping you with the products, training, and support that enable you to deliver with confidence.

As India accelerates toward its Viksit Bharat 2047 vision, the role of reliable, intelligent, and future ready electrical infrastructure has never been more critical. We are ready for what comes next, and we are proud to partner with you on this journey.

Our products and solutions are **built in India and engineered for all**.

We Listen, We Partner, We Innovate

A handwritten signature in blue ink, reading "Naresh Kumar".

Warm regards,
Naresh Kumar
COO & Sr. VP, Electrical Standard Products
Lauritz Knudsen Electrical & Automation

Content

Rotary Switches	01
Load Break Switches	13
Cable Ducts	16
Timing Devices, Supply Monitors & ELR	21
Modular Remote Control Units	29

Note :

Colour of HSN code signifies below

[Green colour : HSN code]

Current GST 18%, subject to changes as per Govt. notification

Complete Your Panel with the widest range of Industrial Signaling Products



**Rotary & Load
Break Switches**



**Modular Remote
Control Units**



**Timing Devices &
Supply Monitors**

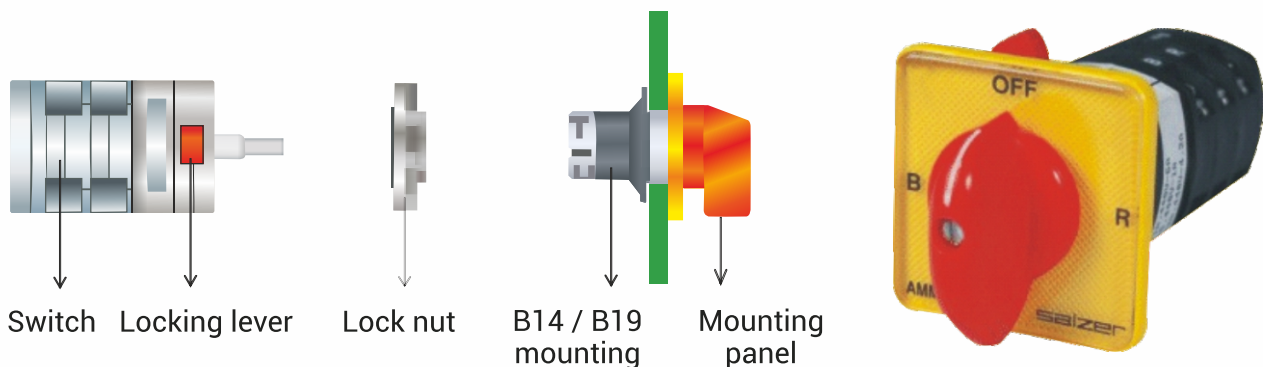


**Digital Panel
Meters**



Increase installation efficiency with our Single Hole Mounting Rotary Switch

Single hole mounting (SHM) range of rotary switches uses a unique mounting concept that requires just a single $\text{Ø}22.5$ cut out to mount the switches on the panel

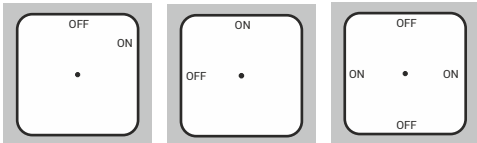


- › Available from 6A-32A with B14 / B19 mounting
- › Easy mounting - Reduces assembly time
- › Wiring accessibility : Switch can be wired separately and then snap fitted to the mounting assembly using locking lever
- › Single hole cutout - It requires a single cutout to mount on the panel

Rotary Switches

Note: All mentioned prices are for Standard Mounting & Knob. Kindly reach our branch offices for details of other mountings & knobs.

Cam Operated Rotary Switches [8536]

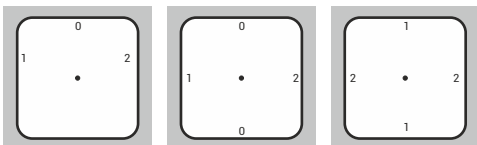


Isolators Switches (ON-OFF Switches)



60° Operation	90° Operation	90° Operation Complete Rotation	Description	M.R.P. (₹) Per Unit										
				6A (SAB13)	10A (SBB13)	16A (SCB03)	25A (SEB03)	32A (SFB03)	40A (SGB03)	63A (SIB03)	100A (SKB03)	200A (SNB03)		
Cat. No.: Program Code (First 5 digits), Next 5 digits in () # →														
61001	61191	61195	1 Pole ON - OFF	200	315	450	500	625	845	985	4660	6025		
61002	61192	61198	2 Pole ON - OFF	255	360	515	615	725	1015	1260	5830	7855		
61003 ^s	-	-	3 Pole ON - OFF	270	435	930	1165	1295	1705	2445	7900	10290		
-	61199	61197		270	435	600	810	905	1180	1695	7185	9805		
61004	61194	61196	4 Pole ON - OFF	340	480	650	975	1050	1340	2025	8315	11660		

Note : Offered upto 12 Pole
 \$ Motor Duty Switch (AC-3 Duty)

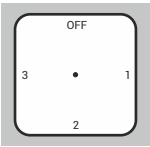


Changeover Switches (Local - Remote, Auto - Manual Switches)



With Center OFF (60°)	With OFF (90°)	Without OFF (90°) with Complete Rotation	Description	M.R.P. (₹) Per Unit										
				6A (SAB13)	10A (SBB13)	16A (SCB03)	25A (SEB03)	32A (SFB03)	40A (SGB03)	63A (SIB03)	100A (SKB03)	200A (SNB03)		
Cat. No.: Program Code (First 5 digits), Next 5 digits in () # →														
61025	61151	61037	1 P 2W	255	400	570	625	705	985	1335	6025	8715		
61026	61152	61038	2 P 2W	340	475	650	845	975	1345	2025	8815	13280		
61027	61153	61039	3 P 2W	410	590	865	1275	1380	1695	2715	11420	16990		
61028	61154	61040	4 P 2W	510	690	1000	1680	1765	2050	3410	14425	21215		

Phase Changeover (PS Series Switches)



Cat. No.: Program Code (First 5 digits), Next 5 digits in () # → ↓	Description	M.R.P. (₹) Per Unit			
		25A (PEB03)	32A (PFB03)	40A (PGB03)	63A (PIB03)
61060	1 P 3W with OFF	530	650	955	1075

Phase Changeover in SS enclosure



Cat. No.	Description	M.R.P. (₹) Per Unit			
		25A (E)	32A (F)	40A (G)	63A (I)
72347P M17TDYR.	PS Series Switches in SS enclosure	4385	4620	6820	6990

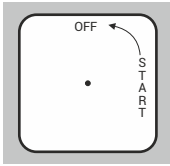
Note : Prices are available on request for higher than 4 Pole ON-OFF version.
Please contact nearest E&A branch office for prices.
For complete ordering code, Kindly refer Page No.10



Secure Every Operation

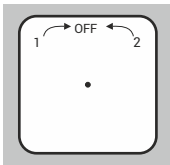
IP-20 Finger-Safe Rotary Switches

ON - OFF Spring Return Switches



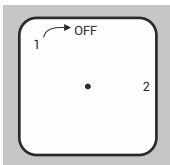
Description	Cat. No.: Program Code (First 5 digits), Next 5 digits in () # → ↓	M.R.P. (₹) Per Unit
		16A (SCB03)
1 P ON - OFF	61351	970
2 P ON - OFF	61352	1020
3 P ON - OFF	61353	1160
4 P ON - OFF	61354	1360

Double Throw with Spring Return Switches



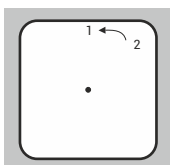
Description	Cat. No.: Program Code (First 5 digits), Next 5 digits in () # → ↓	M.R.P. (₹) Per Unit
		16A (SCB03)
1 P 2W W/OFF Spring Return	61361	1020
2 P 2W W/OFF Spring Return	61362	1510
3 P 2W W/OFF Spring Return	61363	1640

One Side Spring Return Switches



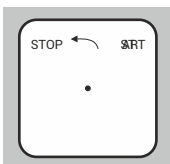
Description	Cat. No.: Program Code (First 5 digits), Next 5 digits in () # → ↓	M.R.P. (₹) Per Unit
		16A (SCB03)
1 P 3W Spring Return - OFF from 1	61364	930
2 P 3W Spring Return - OFF from 1	61365	1360
3 P 3W Spring Return - OFF from 1	61369	1495

Spring Return Switches without OFF



Description	Cat. No.: Program Code (First 5 digits), Next 5 digits in () # → ↓	M.R.P. (₹) Per Unit
		16A (SCB03)
1 P 2W Spring Return - from 2 to 1	61371	930
2 P 2W Spring Return - from 2 to 1	61372	1360
3 P 2W Spring Return - from 2 to 1	61373	1495

Start Stop Spring Return Switches

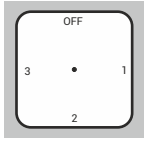


Description	Cat. No.: Program Code (First 5 digits), Next 5 digits in () # → ↓	M.R.P. (₹) Per Unit
		16A (SCB03)
1 P Start Stop Spring Return	61300	1160
2 P Start Stop Spring Return	61388	1360

Note: Prices for 25A rating are available on request.
For complete ordering code, kindly refer Page No. 10

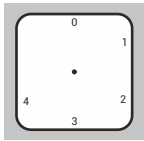


Multi Step Switches with OFF



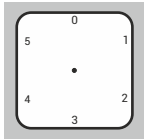
3 Way

Description	Cat. No. #	M.R.P. (₹) Per Unit									
		6A (SAB13)	10A (SBB13)	16A (SCB03)	25A (SEB03)	32A (SFB03)	40A (SGB03)	63A (SIB03)	100A (SKB03)	200A (SNB03)	
1 P 3W	61060	295	455	595	PS Series Switches (Refer page no. 2)					6120	9300
2 P 3W	61080	410	525	720	1010	1080	1640	1845	9000	14220	
3 P 3W	61100	595	705	1230	1495	1630	2190	2850	11750	18675	
4 P 3W	61131	760	915	1495	1870	2045	2930	3430	14845	23415	



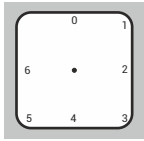
4 Way

1 P 4W	61061	350	410	865	1060	1170	1395	1900	8610	***
2 P 4W	61081	595	755	1020	1110	1295	2005	2225	14425	***
3 P 4W	61101	820	960	1615	1870	2145	2555	3430	21740	28080
4 P 4W	61132	995	1410	2060	2240	2390	3320	3950	30510	45765



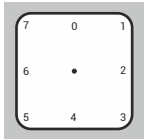
5 Way

1 P 5W	61062	380	530	915	1320	1335	1440	2045	***	17475
2 P 5W	61082	690	995	1325	1800	2120	2280	2855	***	***
3 P 5W	61102	915	1815	2300	2550	2815	3295	3870	28945	***



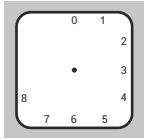
6 Way

1 P 6W	61063	500	660	960	1330	1360	1485	2270	***	***
2 P 6W	61083	820	***	1410	2095	2430	***	4785	***	***
3 P 6W	61103	1145	***	2645	3005	3240	***	***	***	***



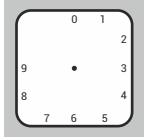
7 Way

1 P 7W	61064	510	745	1040	1335	1410	1540	2385	***	***
2 P 7W	61084	860	***	1375	2105	2240	3265	3775	***	***
3 P 7W	61104	1195	***	2230	2770	***	4450	5245	***	***



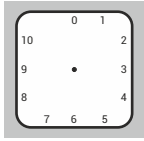
8 Way

1 P 8W	61065	580	810	1030	1835	2055	2430	3935	***	***
2 P 8W	61085	940	***	1880	***	***	***	***	***	***



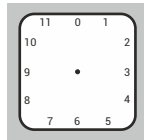
9 Way

1 P 9W	61066	595	***	***	***	***	***	***	***	***
2 P 9W	61086	1065	***	2765	***	***	***	***	***	***



10 Way

1 P 10W	61067	690	985	1450	3140	***	***	***	***	***
2 P 10W	61087	1105	***	***	***	***	***	***	***	***



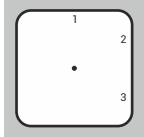
11 Way

1 P 11W	61068	820	***	1315	3435	***	***	***	***	***
2 P 11W	61088	1250	***	***	***	***	***	***	***	***

***Prices are available on request.

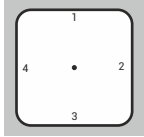
Program Code first 5 digits, Next 5 digits in (), For complete ordering code, kindly refer Page No.10

Multi Step Switches without OFF



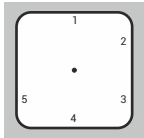
3 Way

Description	Cat. No. #	M.R.P. (₹) Per Unit								
		6A (SAB13)	10A (SBB13)	16A (SCB03)	25A (SEB03)	32A (SFB03)	40A (SGB03)	63A (SIB03)	100A (SKB03)	200A (SNB03)
1 P 3W W/O OFF	61049	280	435	610	775	810	1310	1480	***	9440
2 P 3W W/O OFF	61069	410	655	850	1025	1540	1640	1930	9000	16990
3 P 3W W/O OFF	61089	595	810	1270	1495	1630	2190	2850	11750	18850
4 P 3W W/O OFF	61120	760	915	1475	1905	2025	4665	5155	***	24435



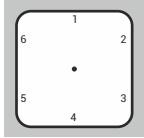
4 Way

1 P 4W W/O OFF	61050	310	470	725	935	975	1430	1980	6120	9645
2 P 4W W/O OFF	61070	460	710	865	1100	1215	1710	2225	9460	15275
3 P 4W W/O OFF	61090	635	755	1375	1765	1955	2235	2995	12460	20595
4 P 4W W/O OFF	61121	880	990	1605	2130	2270	2995	3990	15310	26065



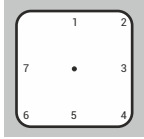
5 Way

1 P 5W W/O OFF	61051	380	485	795	1050	1295	***	2045	7860	***
2 P 5W W/O OFF	61071	690	885	1105	1685	2120	***	***	***	19355
3 P 5W W/O OFF	61091	915	1815	2105	2310	2535	2820	3980	***	24610



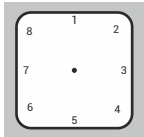
6 Way

1 P 6W W/O OFF	61052	400	795	875	1170	1335	1650	2090	9000	17625
2 P 6W W/O OFF	61072	805	935	1330	2090	2150	2280	2915	17935	23060
3 P 6W W/O OFF	61092	975	1705	2260	2495	2590	2980	3980	30510	48230



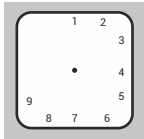
7 Way

1 P 7W W/O OFF	61053	500	745	965	1385	***	***	***	15860	***
2 P 7W W/O OFF	61073	860	***	1495	2130	***	***	4445	***	***
3 P 7W W/O OFF	61093	1195	***	2470	3235	***	***	5355	***	***



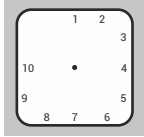
8 Way

1 P 8W W/O OFF	61054	510	875	1120	1410	1480	1715	2520	15070	***
2 P 8W W/O OFF	61074	910	1395	1880	2225	2410	***	4875	***	***
3 P 8W W/O OFF	61094	1275	***	2690	2900	2965	3560	5625	***	***



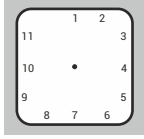
9 Way

1 P 9W W/O OFF	61055	595	***	1315	***	***	***	***	***	***
2 P 9W W/O OFF	61075	1005	***	1870	***	***	***	***	***	***



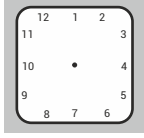
10 Way

1 P 10W W/O OFF	61056	640	940	1400	***	***	***	***	***	***
2 P 10W W/O OFF	61076	1120	***	***	***	***	***	***	***	***



11 Way

1 P 11W W/O OFF	61057	1185	***	***	***	***	***	***	***	***
2 P 11W W/O OFF	61077	1345	***	***	***	***	***	***	***	***



12 Way

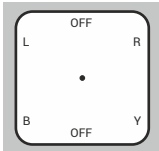
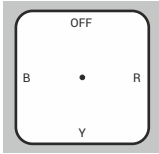
1 P 12W W/O OFF	61058	1245	***	1475	3550	3780	***	4990	***	***
2 P 12W W/O OFF	61078	1460	***	4405	***	***	***	***	***	***

***Prices are available on request.

Program Code first 5 digits, Next 5 digits in (), For complete ordering code, kindly refer Page No.10

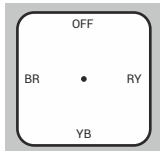


Ammeter Selector Switches (ASS)

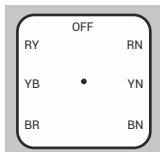


Description	Cat. No.	Amps	M.R.P. (₹) Per Unit
Line Currents with OFF with CT	61325 SAB13TDYR	6A	410
Line Currents with OFF with CT	61325 SBB13TDYR	10A	425
Line Currents with OFF with CT	61325 SCB03TDYR	16A	645
Line Currents with OFF without CT	71000 SCB03TDYR	16A	1975
Direct Currents with OFF without CT	71000 SEB03TDYR	25A	2350
Direct Currents with OFF without CT	71000 SFB03TDYR	32A	2820
Direct Currents with OFF without CT	71000 SGB03TDYR	40A	4970
Direct Currents with OFF without CT	71000 SIB03TDYR	63A	5245

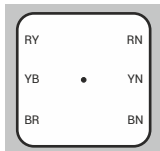
Voltmeter Selector Switches (VSS)



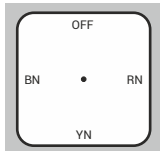
Description	Cat. No.	Amps	M.R.P. (₹) Per Unit
Voltage between Phases with OFF	61312 SAB13TDYR	6A	300
Voltage between Phases with OFF	61312 SBB13TDYR	10A	390
Voltage between Phases with OFF	61312 SCB03TDYR	16A	575



Description	Cat. No.	Amps	M.R.P. (₹) Per Unit
Voltage between Phases & Individual Phases to Neutral with OFF	61313 SAB13TDYR	6A	540
Voltage between Phases & Individual Phases to Neutral with OFF	61313 SBB13TDYR	10A	755
Voltage between Phases & Individual Phases to Neutral with OFF	61313 SCB03TDYR	16A	1085

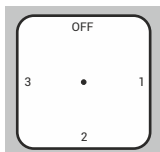


Description	Cat. No.	Amps	M.R.P. (₹) Per Unit
Voltage between Phase & Phase to Neutral without OFF	61314 SBB13TDYR	10A	755



Description	Cat. No.	Amps	M.R.P. (₹) Per Unit
Voltage between Phase & Phase to Neutral without OFF	61311 SAB13TDYR	6A	505

Ammeter & Voltmeter Combined Switch



Description	Cat. No.	Amps	M.R.P. (₹) Per Unit
Voltage between Phases to Neutral & Current of that Phase	61338 SBB13TDYR	10A	795



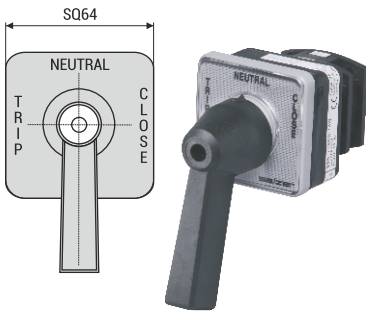
Control your breaker remotely through TNC Switch

Breaker Control Switches (Trip-Neutral-Close)

- › 1NO+1NO, 2NO+2NC model available in 25A
- › Barrel lock option available
- › Spring return from both side to center
- › Lost motion contact (LMD)& Sequence Locking available



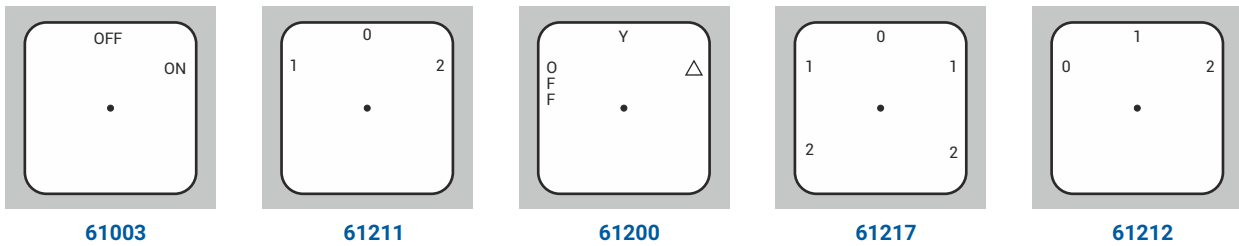
Breaker Control Switches (Trip - Neutral - Close)



Rating	Contact Arrangement	Mounting Type	Cat. No.	M.R.P. (₹) Per Unit
25A	1Trip + 1Close	Standard	73257SEB03PGBB	1505
25A	1Trip + 1Close	Standard	73257SEB03PGYR	1505
25A	1Trip + 1Close	Standard	73257SEB03PGBB	1505
25A	1Trip + 1Close	Barrel Lock	73257SEB90PGBB	2185
25A	2Trip + 2Close	Standard	72009SEB03PGBB	1765
25A	2Trip + 2Close	Standard	72009SEB03PGYR	1765
25A	2Trip + 2Close	Standard	72009SEB03PGBB	1765
25A	2Trip + 2Close	Barrel Lock	72009SEB90PGBB	2715

Other option such as sequence inter lock (SIL) & lost motion device (LMD) available on request.

Motor Duty Switches

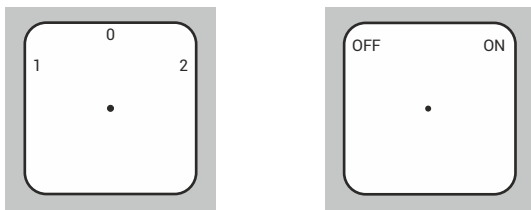


Description	Cat. No. #	M.R.P. (₹) Per Unit						
		16A (SCB03)	25A (SEB03)	32A (SFB03)	40A (SGB03)	63A (SIB03)	100A (SKB03)	200A (SNB03)
ON - OFF Switch	61003	930	1165	1295	1705	2445	7900	10290
FOR - OFF - REV Switch	61211	700	865	1025	2810	3430	7870	12690
Star - Delta Switch	61200	930	1225	1535	2470	3160	***	***
2 Speed for FOR - OFF - REV Switch	61217	***	2220	***	3990	***	***	***
2 Speed forward Switch	61212	1020	2020	2530	3330	4090	9845	11370

^ Supplied only with ball grip handle

Program Code first 5 digits, Next 5 digits in (), For complete ordering code, kindly refer Page No.10

Switches in Enclosure



73393, 71913

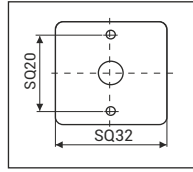
72244



Description	Cat. No.	Amps	M.R.P. (₹) Per Unit
FOR - OFF - Rev in SS with ball grip handle	73393SCM17BGXB	16A	995
FOR - OFF - Rev in SS with ball grip handle	71913SEM17BGYR	25A	1515
FOR - OFF - Rev in SS with ball grip handle	71913SFM17BGYR	32A	2085
3 Pole ON - OFF in SS	72244SEM17TDYR	25A	1315
3 Pole ON - OFF in SS	72244SFM17TDYR	32A	1800
3 Pole 2Way Without OFF in SS	61153SCM17TDYR	16A	1430

For any other rating requirement please contact nearest E&A branch office

Rotary Switch Accessories [8538]



Front Plate Assembly

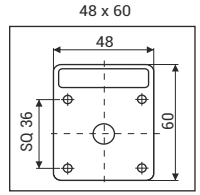
Description	Cat. No.	Size	M.R.P. (₹) Per Unit
Front Plate for 6 to 16A	FP16SQ48	48 x 48	50
Front Plate for 25 & 32A	FP32SQ64	64 x 64	105
Front Plate for 40 to 200A	FP200SQ88	88 x 88	150



Tear Drop Flag Knob Ball Grip Lever Handle

Handles & Knobs

Description	Cat. No.	Size	M.R.P. (₹) Per Unit
Flag Handle for 16A	KNFHS2	48 x 48, 48 x 60	30
Flag Handle for 25 - 32A	KNFHS3	64 x 64, 64 x 80	50
Ball Handle for 16 - 32A	HNBHS1	64 x 64, 64 x 80	140
Ball Handle for 40 - 63A	HNBHS2	88 x 88, 104 x 104	150
PG Handle for 16 - 32A	HNPGS1	64 x 64, 64 x 80	170
Lever Handle for 40 - 200A	HNLVS1	88 x 88, 104 x 104	220
Tear Drop for 6 - 16A	KNTDS1	48 x 48, 48 x 60	30
Tear Drop for 16 - 32A	KNTDS2	64 x 64, 64 x 80	50
Tear Drop for 40 - 400A	KNTDS3	88 x 88, 104 x 104	110



Special Front Plate Assembly

Description	Cat. No.	Size	M.R.P. (₹) Per Unit
SPL IND Plates upto 16A	FPRT4860	48 x 60	105
SPL IND Plates for 16 - 32A	FPRT6480	64 x 80	170

Script Plate (marking plate)

Description	Cat. No.	Size	M.R.P. (₹) Per Unit
Script Plate for 6 - 16A	SPSQ48	48 x 48	30
Script Plate for 16 - 32A	SPSQ64	64 x 64	35
Script Plate for 40 - 200A	SPSQ88	88 x 88	40
Script Plate for 6 - 16A	SPRT4816	48 x 16	10
Script Plate for 6 - 32A	SPRT6416	64 x 16	20

Mounting Plates (used for Back Fixing Plate)

Description	Cat. No.	Size	M.R.P. (₹) Per Unit
Rear MTG Plate for 6 - 16A	MPSQ48	48 x 48	20
Rear MTG Plate for 25 - 32A	MPSQ64	64 x 64	35
Rear MTG Plate for 40 - 63A	MPSQ88	88 x 88	95
Rear MTG Plate for 80 - 400A	MPSQ104	104 x 104	170
DIN Rail Attachment upto 32A	B21DIN35	-	150

Wall Type Mounting Boxes (upto 32A - maximum 4 Contacts)

Description	Cat. No.	M.R.P. (₹) Per Unit
Plastic / ABS Enclosure B17 16A upto 3 Stage / 25A upto 2 Stage	WMBABS	1060
Aluminium Enclosure B17 16A upto 3 Stage / 25A upto 2 Stage	WMBAL	1750
SS Enclosure M17 upto 32A - 4 Stage	WMBSS	655



B31 PVC Enclosure

Note : Switches to be order separately.

Shrouding Cover (maximum 6 Contacts Round Type)

Description	Cat. No.	M.R.P. (₹) Per Unit
Shrouding Cover for 6 - 10A	SHCS1	110
Shrouding Cover for 16A	SHCS2	110
Shrouding Cover for 25 - 32A	SHCS3	155
Shrouding Cover for 40 - 63A	SHCS4	170
Special Cover for Extended Termination 80 - 400A (maximum 2 Contact Stage)	SHCS5	1270

Ordering Code for Rotary Switches

Example for : 1. Programme Code | 2. Type | 3. Ampere | 4. Mounting | 5. Knob | 6. Colour

25A 3 Pole 6 1 1 9 7 S E B 0 3 T D Y R


ON - OFF Switch

1. Programme Code


Programme	Programme Code
Isolators	Pg. No. 1
Changeovers Switches	Pg. No. 1
Phase Changeovers Switches	Pg. No. 2
Spring Return Switches	Pg. No. 3
Multistep Switches with OFF	Pg. No. 4
Multistep Switches without OFF	Pg. No. 5
Instrumentation Switches	Pg. No. 6
Motor Control Switches	Pg. No. 8
Switches in SS Enclosure	Pg. No. 8
Breaker Control Switches	Pg. No. 8

2. Type Selection


Type	Code
S-Series (6 to 400A)	S
Touch Proof (6 to 16A)	T
Rear Access Termination (16 to 63A)	R
Phase Selector Only for 1 Pole 3 Way with OFF (25 to 63A)	P
DC Switches (16 to 500A)	D



S Series
Open Version



TP Series
Touch Proof




RT Series
Touch Proof &
Rear Termination

3. Ampere Selection

Ampere	Code	Ampere	Code
6	A	100	K
10	B	125	L
16	C	160	M
20	D	200	N
25	E	250	O
32	F	300	P
40	G	400	Q
50	H	500	R
63	I	600	S
80	J	800	T


4. Mounting Style



B03/B13
Standard Mounting



B19/B14
Single Hole Mounting



B33
Round Padlock



B30
Rectangular Padlock



B63
Key Lockable Type




B17
ABS Enclosure



M17
Metal Enclosure



B02
Rear/Base Mounting








B21
DIN Rail Mounting








B42
Rear Mounting with Door Interlock

5. Knob / Handle Selection

Code - TD	Code - FH	Code - PG	Code - BG	Code - LV
				
Tear Drop	Flag Knob	Pistol Grip	Ball Grip	Lever Handle

Front Plate

Standard Style	Frame Size	Bigger Style
Current Ratings 6/10 Amps		Current Ratings -
16/20 Amps		6/10 Amps
25/32 Amps		16/20 Amps
S40 Amps & above		25/32 Amps
-		S40 Amps & above

6. Color Combination Selection Table

Code - YR	Code - GB	Code - BB	Code - AB
			
Yellow Front Plate Red Knob	Grey Front Plate Black Knob	Black Front Plate Black Knob	Aluminum Foil with Black Knob

Note : 1. For ratings of 6/10A, standard mounting style is B13
 2. Single hole mounting equivalent of B03 is B19 and B13 is B14.

Mounting Feasibility

Mounting Code	Description	Feasibility					
		6/10A	16/20A	25/32A	40/63A	80/100/125A	200/400A
B03	Front Mounting, Standard Mounting plate		✓	✓	✓	✓	✓
B13	Front Mounting with next size plate	✓	✓	✓	✓	✓	✓
B00	Front Mounting 48 x 48 plate for 25/32A and 64 x 64 plate for 40/63A			✓	✓		
B19	Single Hole Mounting 32 x 32 plate for 6/10A only 48 x 48 Plate for 16-32A	✓	✓	✓			
B14	Single Hole Mounting 48 x 48 plate for 6/10A	✓					
B33	Front Mounting with Round Padlock for 2 Position (for Isolators)		✓	✓	✓	✓	✓
B30	Front Mounting with Rectangular Padlock 2 Position (for Isolators)		✓	✓	✓	✓	✓
B63	Key Lockable type (Handle/Knob)		✓	✓	✓		
B90	Center Key Lock (Pistol grip Handle in black color only)		✓	✓			
B02	Rear / (Back/Base) Mounting	✓	✓	✓	✓	✓	✓
B21	DIN Rail Mounting on 35 mm Rail 6-32 Amps	✓	✓	✓			
B32	Rear / Base Mounting, Door Interlock + Rectangular Padlock (B30+B42)Base		✓	✓	✓	✓	✓
B34	Rear / Base Mounting Door Interlock + Round Padlock (B33+B42)		✓	✓	✓	✓	✓
B41	Rear Mounting with Clutch Mechanism on Door (Door Open in all position without Interlock)		✓	✓	✓	✓	✓
B42	Rear Mounting with Interlock Mechanism on Door		✓	✓	✓	✓	✓
F47	Door Clutch, Mounting Plate at front		✓	✓	✓	✓	✓
B17	ABS Enclosure Max stages	upto 4	upto 3	upto 5	upto 5		
B31	ABS Enclosure with Round Padlock (B33+B17) Max stages		upto 2	upto 2	upto 2		
M17	Metal Enclosure Max stages	upto 4	upto 4	upto 3			
A17	Aluminium Enclosure Max stages	upto 4	upto 3	upto 2			
B40	Single Hole Mounting with Padlock 48 x 48 Plate For 16-32A		✓	✓			
B43	Single Hole Mounting with Center key 48 x 48 Plate for 16-32A		✓	✓			
B45	Single Hole Mounting with Round Ring with Knob 16A-32A		✓	✓			

DC Switches

- › Available from 16A to 500A
- › Used for railway coaches lighting & fan circuits switching, all DC power circuits - Railways, Telecommunications & Power plants, Battery charging equipment
- › Please contact nearest branch office for prices



3 Pole EB - GEN Changeover Switches



B13 Mounting

Description	Cat. No.	M.R.P. (₹) Per Unit						
		25A (E)	32A (F)	40A (G)	63A (I)	80A (J)	100A (K)	125A (L)
3 Pole C/O Front Panel Mounting	EBX31153B13BGYR	3104	3233	3771	3924	*	*	*
3 Pole C/O Rear Mounting	EBX31153MB42BGYR	3602	3732	4344	4480	8007	10018	12514
3 Pole C/O in SS Enclosure	EBX31153SB31BGYR	4306	4424	5120	5272	*	*	*
3 Pole C/O Rear Mounting	EBX31153B21BGYR	3602	3732	4344	4480	8007	10018	12514
3 Pole C/O Rear Mounting	EBX31153MB34LHGB	3602	3732	4344	4480	8007	10018	12514
3 Pole C/O in Polycarbonate Enclosure	EBX31153B31LBGYR	4306	4424	5120	5272	*	*	*
3 Pole C/O in SS Enclosure	EBX31153SB31XLLHYR	*	*	*	*	11315	13312	15808

4 Pole EB - GEN Changeover Switches



MB42 Mounting

Description	Cat. No.	M.R.P. (₹) Per Unit						
		25A (E)	32A (F)	40A (G)	63A (I)	80A (J)	100A (K)	125A (L)
4 Pole C/O Front Panel Mounting	EBX31154B13BGYR	3602	3732	4424	4552	*	*	*
4 Pole C/O Rear Mounting	EBX31154MB42BGYR	4057	4213	4975	5199	10098	12636	15785
4 Pole C/O in SS Enclosure	EBX31154SB31BGYR	4801	4988	5785	5990	*	*	*
4 Pole C/O Rear Mounting	EBX31154B21BGYR	4057	4213	4975	5179	10098	12636	15785
4 Pole C/O Rear Mounting	EBX31154MB34LHYR	4057	4213	4975	5179	10098	12636	15785
4 Pole C/O in Polycarbonate Enclosure	EBX31154B31LBGYR	4801	4988	5785	5990	*	*	*
4 Pole C/O in SS Enclosure	EBX31154SB31XLLHYR	*	*	*	*	13405	15925	19093

Rating Selection Table



SB31 Enclosure

Ampere (A)	Code (□)
25	E
32	F
40	G
63	I

Note : SB 31 Enclosure for 25A to 63A ratings.

B21 Mounting model is similar to B13 model with links provided on the common side.

*** - Please contact nearest E&A branch office.

Load Break Switches [8536]

AC ON LOAD ISOLATORS

- › AC 23 Utilization category
 - › Range from 16-125 Amps upto 8 pole
 - › Multiple mounting options, ABS / Aluminium sheet steel enclosures / IP65 / NEMA Rated
 - › Add on pole Power / Neutral & Auxiliary pole
 - › Changover switches from 25-125 Amps upto 4 poles
- Confirms to IEC 60947-1 & 3, EN 60947-3, UL60947-4-1



LB 3 Pole ON - OFF Switches

Description	Cat. No.	Can also be given on request	M.R.P. (₹) Per Unit								
			16A (C)	20A (D)	25A (E)	32A (F)	40A (G)	63A (I)	80A (J)	100A (K)	125A (L)
Single Hole MTG Switch with Flag Knob	LBX32300B19FPYR		1065	1087	*	*	*	*	*	*	*
Front Plate MTG with Flag Knob	LBX32300B40FPYR		1036	1065	*	*	*	*	*	*	*
Front Panel MTG with B03 (48x48) Plate	LBX32300B03FLYR	32309	947	970	1050	1087	1250	1340	*	*	*
Front Panel MTG with B13 (64x64) Plate with Flag Knob	LBX32300B13FLYR	32306/32309	947	970	1050	1087	1250	1340	3388	4251	5339
Front Panel MTG with B13 (64x64) Plate with BG Handle	LBX32300B13BGYR	32309	*	*	1156	1195	1352	1429	*	*	*
DIN Rail MTG Switch with Flag Knob	LBX32300B23FLGB		*	*	1050	1087	1250	1340	*	*	*
Rectangular Pad Lock Switch with TDYR	LBX32300B30TDYR		*	*	1272	1340	1470	1547	*	*	*
Round Pad Lock Switch with RDYR	LBX32309B33RDYR		1036	1064	1156	1195	1352	1429	3674	4585	5730
Switch with B63 Lock & Key Version	LBX32309B63TDYR		*	*	1757	1837	1990	2043	*	*	*
Base MTG Switch with DIL and Pad Lock	LBX32309MB34RDYR		1655	1706	1837	1938	2018	2172	4894	6111	7639
Base MTG Switch with BG Handle	LBX32309MB42BGYR		1655	1706	1837	1938	2018	2172	4894	6111	7639
Switch in Polycarbonate Enclosure - in B31SM	LBX32300B31SMRDYR		2099	2162	2336	2396	*	*	*	*	*
Switch in Polycarbonate Enclosure - in B31M	LBX32309B31MRDYR		*	*	*	*	2620	2686	*	*	*
Switch in Polycarbonate Enclosure - in B31L with Leech Handle	LBX32309B31LLHYR		*	*	*	*	*	*	6894	8124	9641
Switch in SS Enclosure - in SB31L with Leech Handle	LBX32309SB31LLHYR		*	*	*	*	*	*	6894	8124	9641

Note : To make the complete cat number, replace "X" in the above cat.no with the appropriate current rating code.(Example: For LBX32300B19FPYR with a 16A rating (16A code = C), the complete code becomes LBC32300B19FPYR.)

LB 4 Pole ON - OFF Switches

Description	Cat. No.	Can also be given on request	M.R.P. (₹) Per Unit								
			16A (C)	20A (D)	25A (E)	32A (F)	40A (G)	63A (I)	80A (J)	100A (K)	125A (L)
Single Hole MTG Switch with Flag Knob	LBX32400B19FPYR		1324	1352	*	*	*	*	*	*	*
Front Plate MTG with Flag Knob	LBX32400B40FPYR		1301	1324	*	*	*	*	*	*	*
Front Panel MTG with B03 (48x48) Plate	LBX32400B03FLYR	32409	1208	1234	1341	1379	1613	1706	*	*	*
Front Panel MTG with B13 (64x64) Plate with Flag Knob	LBX32400B13FLYR	32406/32409	1208	1234	1341	1379	1613	1706	4160	5219	6540
Front Panel MTG with B13 (64x64) Plate with BG Handle	LBX32400B13BGYR	32409	1445	1483	1719	1798	*	*	*	*	*
DIN Rail MTG Switch with Flag Knob	LBX32400B23FLGB		*	*	1341	1379	1613	1706	*	*	*
Rectangular Pad Lock Switch with TDYR	LBX32400B30TDYR		*	*	1559	1625	1833	1914	*	*	*
Round Pad Lock Switch with RDYR	LBX32409B33RDYR		1301	1324	1445	1483	1719	1798	4251	5308	6636
Switch with B63 Lock & Key Version	LBX32409B63TDYR		*	*	2043	2124	2354	2410	*	*	*
Base MTG Switch with DIL and Pad Lock	LBX32409MB34RDYR		1914	1966	2124	2224	2387	2542	5668	7076	8843
Base MTG Switch with BG Handle	LBX32409MB42BGYR		1914	1966	2124	2224	2387	2542	5668	7076	8843
Switch in Polycarbonate Enclosure - in B31SM	LBX32400B31SMRDYR		2354	2425	2620	2684	*	*	*	*	*
Switch in Polycarbonate Enclosure - in B31M	LBX32409B31MRDYR		*	*	*	*	2984	3051	*	*	*
Switch in Polycarbonate Enclosure - in B31L with Leech Handle	LBX32409B31LLHYR		*	*	*	*	*	*	7669	9090	10847
Switch in SS Enclosure - in SB31L with Leech Handle	LBX32409SB31LLHYR		*	*	*	*	*	*	7669	9090	10847
Auxiliary Contact	FM / RM		266	266	329	329	329	329	970	970	970
Add-on Contact Additional Pole	FM / RM		275	285	307	344	400	432	1133	1399	1556


Note : Standard packing upto 63A switches is 5 Nos.

Note : To make the complete cat number, replace "X" in the above cat.no with the appropriate current rating code.(Example: For LBX32300B19FPYR with a 16A rating (16A code = C), the complete code becomes LBC32300B19FPYR.)

All Switches are Engineered with Nylon material Housing



Ordering Code for Load Break and Changeover Switches

LB Load Break Switch	 Switch Rating	XXXXX Programme Code	XXXXX Mounting Options	XX Knob Options	XX Colour
---	--	--	--	-----------------------------------	--------------------------

Example

LB Switches, 63A, 3P, 9 O'clock, 4 hole front mounting, with metal shaft, yellow front plate, red round knob

LB I 32309 MB34 RD YR

LB I 32309 MB34 RD YR	Description
	Yellow Front Plate/ Red Knob
	64 x 64 Front Plate Round Knob with Padlock (R)
	Metal Shaft with Round Knob with Padlock and Interlock
	3Pole 9 O' Clock "OFF"
	63A
	Load Break Switch

Accessories

LB_X Switch Rating	X F-Front Mounting R-Rear Mounting	XX MC-Main Module NC-Neutral Module AC-Auxiliary Module	XXX 20 - 16A to 20A 32 - 25A to 32A 63 - 40A to 63A 80 - 80A 125 - 100A, 125A & 80A
--------------------------------------	--	--	---

LB I R NC 32	Description
	32A
	Neutral Module
	Rear Mounting
	63 A
	Load Break Switch

Rating Selection Table




Ampere (A)	Code (□)
16	C
20	D
25	E
32	F
40	G
63	I
80	J
100	K
125	L

*** **Note** : Please contact nearest E&A branch office.

Cable Ducts [8538]

PVC Cable Ducts

› All ducts are ROHS compliant and FRLS › Also available in Zero Halogen

Type A 	Description	1 meter				2 meter			
	H x W	Cat. No.(Standard slot Grey)	M.R.P. (₹) Per Unit	Std. Pkg.	Min Order Qty	Cat. No.(Standard slot Grey)	M.R.P. (₹) Per Unit	Std. Pkg.	Min Order Qty
	A 15 x 15	WWA1515SG	78	100	100	WWA1515SG2	156	64	64
	A 15 x 25	WWA1525SG	107	100	100	WWA1525SG2	214	64	64
	A 25 x 25	WWA2525SG	128	70	70	WWA2525SG2	256	48	48
	A 30 x 25	WWA3025SG	142	70	70	WWA3025SG2	284	48	48
	A 40 x 30	WWA4030SG	176	75	75	WWA4030SG2	352	32	32
	A 45 x 25	WWA4525SG	181	75	75	WWA4525SG2	362	40	40
	A 45 x 30	WWA4530SG	182	50	50	WWA4530SG2	364	32	32
	A 45 x 45	WWA4545SG	230	50	50	WWA4545SG2	460	18	18
	A 45 x 60	WWA4560SG	277	50	50	WWA4560SG2	554	12	12
	A 60 x 25	WWA6025SG	230	50	50	WWA6025SG2	460	18	18
	A 60 x 45	WWA6045SG	270	50	50	WWA6045SG2	540	18	18
	A 60 x 60	WWA6060SG	320	32	32	WWA6060SG2	640	12	12
	A 60 x 120	WWA60120SG	1088	18	90	WWA60120SG2	2176	8	80
	A 75 x 45	WWA7545SG	335	40	40	WWA7545SG2	670	12	12
	A 75 x 75	WWA7575SG	473	32	32	WWA7575SG2	946	12	12
	A 80 x 80	WWA8080SG	528	25	25	WWA8080SG2	1056	12	12
	A 100 x 100	WWA100100SG	854	18	18	WWA100100SG2	1708	8	40

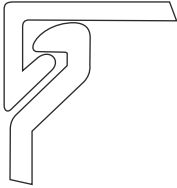
Specially designed profiles of duct and cover for fast and efficient locking.

A Type

- * Snap fit cover
- * Easy to remove



Type B	Description	1 meter				2 meter			
		W x H	Cat. No. (Standard slot)	M.R.P. (₹) Per Unit	Std. Pkg.	Min Order Qty	Cat. No. (Standard slot)	M.R.P. (₹) Per Unit	Std. Pkg.
	B 25 x 25	WWB2525SG	138	70	70	WWB2525SG2	276	36	36
	B 25 x 30	WWB2530SG	148	100	100	WWB2530SG2	296	36	36
	B 25 x 40	WWB2540SG	181	75	75	WWB2540SG2	362	36	36
	B 25 x 45	WWB2545SG	187	75	225	WWB2545SG2	374	36	108
	B 25 x 60	WWB2560SG	237	50	50	WWB2560SG2	474	18	18
	B 25 x 80	WWB2580SG	321	50	50	WWB2580SG2	642	18	18
	B 25 x 100	WWB25100SG	407	25	25	WWB25100SG2	814	18	18
	B 30 x 20	WWB3020UG	181	100	200	WWB3020UG2	362	36	180
	B 30 x 80	WWB3080SG	445	50	200	WWB3080SG2	890	18	90
	B 40 x 40	WWB4040SG	237	50	50	WWB4040SG2	474	18	18
	B 45 x 45	WWB4545SG	245	50	50	WWB4545SG2	490	18	18
	B 40 x 60	WWB4060SG	287	50	50	WWB4060SG2	574	18	18
	B 40 x 80	WWB4080SG	339	50	50	WWB4080SG2	678	18	18
	B 40 x 100	WWB40100SG	426	25	25	WWB40100SG2	852	12	12
	B 45 x 20	WWB4520UG	188	75	225	WWB4520UG2	376	36	180
	B 50 x 100	WWB50100SG	489	30	90	WWB50100SG2	978	12	60
	B 60 x 20	WWB6020UG	256	50	200	WWB6020UG2	512	18	90
	B 60 x 40	WWB6040SG	287	50	50	WWB6040SG2	574	18	90
	B 60 x 60	WWB6060SG	339	50	50	WWB6060SG2	678	12	12
	B 60 x 80	WWB6080SG	441	40	40	WWB6080SG2	882	12	12
	B 60 x 100	WWB60100SG	581	30	30	WWB60100SG2	1162	8	8
	B 72 x 64	WWB7264SG	407	32	96	WWB7264SG2	814	18	90
	B 75 x 75	WWB7575SG	573	32	96	WWB7575SG2	1146	8	40
	B 75 x 100	WWB75100SG	600	25	75	WWB75100SG2	1200	8	40
	B 80 x 40	WWB8040SG	347	50	100	WWB8040SG2	694	12	60
	B 80 x 60	WWB8060SG	459	40	80	WWB8060SG2	918	12	60
	B 80 x 80	WWB8080SG	570	32	32	WWB8080SG2	1140	12	12
	B 80 x 100	WWB80100SG	642	24	24	WWB80100SG2	1284	8	8
	B 100 x 60	WWB10060SG	546	30	30	WWB10060SG2	1092	8	8
	B 100 x 80	WWB10080SG	642	25	25	WWB10080SG2	1284	8	8
	B 100 x 100	WWB100100SG	935	18	18	WWB100100SG2	1870	8	8
	B 120 x 80	WWB12080SG	908	18	90	WWB12080SG2	1816	8	40
	B 150 x 100	WWB150100SG	1167	12	48	WWB150100SG2	2334	4	40
	B 150 x 150	WWB150150SG	2536	8	80	WWB150150SG2	5072	2	40



Non slip cover design of minimum encumbrance and maximum grip



B Type

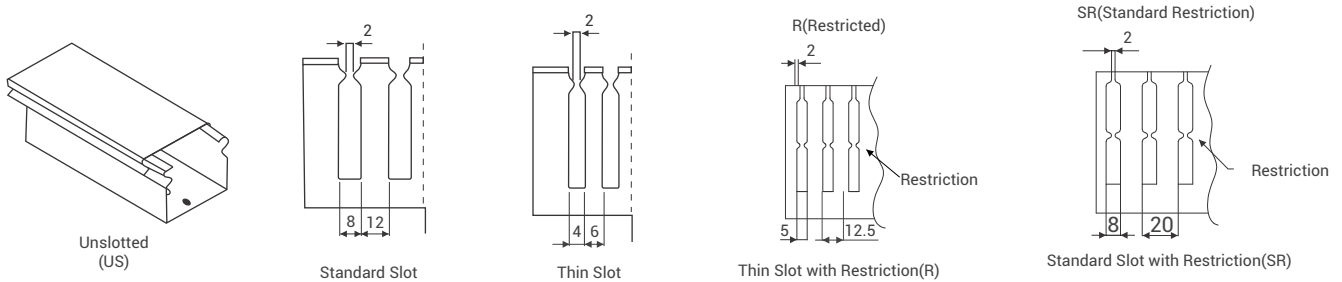
- * Non - slip cover
- * Positive locking

Note : 1) For any special colour request additional 10% will be charged on price. For cut length additional 10% will be charged.
 2) Thin / Unslot will be supplied on request. For thin slot replace the cat. number ending with SG by TG,
 For un slotted channel replace the cat. number ending with SG by UG. MRP will be same as standard slot.

Covers for FRLS Cable Duct (Cable duct comes with default covers, following are spare offerings)

	Description	Cat. No.	M.R.P. (₹) Per Unit
		Cover for 15 mm A type	CCA15SG
Cover for 25 mm A type		CCA25SG	56
Cover for 30 mm A type		CCA30SG	68
Cover for 45 mm A type		CCA45SG	106
Cover for 60 mm A type		CCA60SG	127
Cover for 75 mm A type		CCA75SG	161
Cover for 80 mm A type		CCA80SG	191
Cover for 100 mm A type		CCA100SG	233
Cover for 25 mm B type		CCB25SG	58
Cover for 30 mm B type		CCB30SG	70
Cover for 40 mm B type		CCB40SG	88
Cover for 45 mm B type		CCB45SG	108
Cover for 50 mm B type		CCB50SG	130
Cover for 60 mm B type		CCB60SG	130
Cover for 72 mm B type		CCB72SG	165
Cover for 75 mm B type		CCB75SG	165
Cover for 80 mm B type		CCB80SG	197
Cover for 100 mm B type		CCB100SG	240
Cover for 120 mm B type	CCB120SG	256	
Cover for 150 mm B type	CCB150SG	300	

Slotting Styles (A & B Types)



These products are manufactured by

salzer

Disclaimer

Every effort as to the correctness or sufficiency of the information and data contained in the catalogue is made. We however cannot accept any liability for the accuracy or completeness of the information and data provided. No claims in this regard shall consequently be accepted.

We reserve the right to make changes, without prior notice, in the catalogue.

Products with CAT no. having, with or without, dot as suffix are same.

Control & Protect Your Panels with **Precision & Reliability**



Earth Leakage Relay

Built on Trust. Designed for high performance.

LED Indications for power on, alarm and trip for easy identification

Ease of programming using dial and dip switches

MODBUS RS485 communication port available

Wide trip time setting from 0-10 sec

ULTIMATE DIGITAL VOLTAGE MONITORING RELAY

WITH ADVANCED NEUTRAL LOSS FEATURE



Phase
Loss



Phase
Asymmetry



Phase
Reverse



Neutral
Loss



Over
Voltage




Under
Voltage

SWITCH TO DIGITAL VOLTAGE MONITORING RELAY-SM800

Timing Devices, Supply Monitors & ELR

Timers [9107]


		Type	Time	Voltage	Contact Arrangement	Cat. No.	M.R.P. (₹) Per Unit
 <p>Micon 175</p>	ON Delay	0.3 sec - 30 hrs	240 VAC/24 VAC/DC	1 C/O	12ODT4	845	
			110 VAC/24 VAC/DC			110DT4	1490
			12 VDC			150DT4	1220
	ON Delay & Interval	0.1 sec - 100 hrs	240 VAC/24 VAC/DC	1 C/O	12WDTC	1225	
	Star Delta Timer	3 sec - 120 sec	240 VAC	1 NO (Star)+1 NO (Delta)	12SDT0	950	
		3 sec - 30 sec	240 - 415 VAC	1 C/O (Star)+1 C/O (Delta)	14SDT1S	1570	
	Signal OFF Delay	0.3 sec - 30 hrs	240 VAC/24 VAC/DC	1 C/O	12RDT4	1155	
		0.3 sec - 30 hrs	12 VDC			15DDT4	1255
	Multifunction Timer	0.1 sec - 100 hrs	12 - 240 VAC/DC	1 C/O	1CMDT0	1965	
				2 C/O	1CMDTF	2095	
	Asymmetrical ON/OFF & OFF/ON	0.1 sec - 100 hrs	12 - 240 VAC/DC	1 C/O	1CJDT0	1965	
	One Shot	0.3 sec - 30 hrs	110 VAC/24 VAC/DC	1 C/O	11BDT4	1465	
240 VAC/24 VAC/DC			12BDT4			1465	
12 VDC			15BDT4			1535	
Forward Pause Reverse Timer	ON time : 6 sec -60 min Pause time : 0.1 sec-200 sec	12 - 240 VAC / DC	2 C/O	1CZDTF	2095		

Pause time for Micon 175 star delta timer is 60 msec

1CMDT0 contains ON Delay, Impulse, Signal ON delay, Cyclic ON/OFF, Cyclic OFF/ON, Signal OFF Delay, Signal OFF/ON, Accumulative Delay ON signal, Impulse ON/OFF, Leading edge impulse, Trailing edge impulse, Leading edge Bistable

On Delay and Star Delta Timer Precision in Every pulse. Reliability in Every Start



 Micon 225	Type	Timing Range	Voltage	Contact Arrangement	Cat. No.	M.R.P. (₹) Per Unit
	ON Delay	0.1 sec - 10 hrs	24 - 240 VAC/DC	2 C/O	2AODT5	1840
	Star Delta Timer	3 sec - 120 sec	24 - 240 VAC/DC	1 NO (Star)+1 NO (Delta)	2ASDT0	1925
			240 - 415 VAC		2BSDT0	2275
	Multifunction Timer	0.1s to 120 days	24 - 240 VAC/DC	2 C/O (1 Inst+1 Delayed)	2A8DT6	2065
	Multifunction Multirange	0.1 sec - 10 hrs	24 - 240 VAC/DC	2 C/O	2A5DT5	2040
			240 - 415 VAC		2B5DT5	2455
	Signal Base Multi function - Multirange	0.1 sec - 10 hrs	24 - 240 VAC/DC	1 C/O	2ANDT0	2170
	Multifunction Timer 6 Functions	0.1 sec - 10 hrs	24 - 240 VAC/DC	2 C/O (1 Inst+1 Delayed for 6th Mode)	2A6DT6	2185
240 - 415 VAC			2B6DT6		2225	
True OFF Delay	0.6 sec - 600 sec	24 - 240 VAC/DC	2 C/O	23GDT0	3000	
Asymmetrical ON/OFF	0.1 sec - 10 hrs	24 - 240 VAC/DC	2 C/O	2AADT5	2310	


Pause time for Micon 225 star delta timer is 60 msec, 90 msec, 120 msec, 150 msec

Major timing functions


2A5DT5, 2B5DT5, 2A6DT6* and 2B6DT6* contains ON Delay, Interval, Cyclic ON/OFF, Cyclic OFF/ON, One Shot, ON Delay, On Delay (1 Inst + 1 Delayed)*

2ANDT0 contains ON Delay, Interval, Signal ON Delay, Accumulative ON Delay, Signal OFF Delay, Signal OFF/ON Delay, Leading edge impulse


2A8DT6 contains ON Delay, Impulse, Signal ON delay, Signal OFF delay, Step mode, One shot, Interval, Cyclic ON/OFF, Cyclic OFF/ON, Signal OFF Delay, Accumulative Delay ON signal, Impulse ON/OFF.


 Digital Timer DIGICON	Functions	Timer	Voltage	Contact Arrangement	Cat. No.	M.R.P. (₹) Per Unit
	8 Functions	0.1 sec - 999 hrs	24 - 240 VAC/DC	1 C/O	V0DDTS	2285
			24 - 240 VAC/DC	2 NO	V0DDTD	2285
	18 Functions	0.1 sec - 999 hrs	24 - 240 VAC/DC	1 C/O	V0DDTS1	2585
24 - 240 VAC/DC			2 NO	V0DDTD1	2585	

V0DDTS and V0DDTD contains On Delay, Signal OFF Delay, Cyclic ON/OFF, Signal OFF/ON, Cyclic OFF/ON, Interval, Signal ON/OFF, One Shot output
V0DDTS1 and V0DDTD1 contains ON Delay, Cyclic OFF/ON, Cyclic ON/OFF, Impulse on energizing, Accumulative Delay ON Signal, Accumulative Delay on Inverted signal, Accumulative Impulse ON signal, Signal ON Delay, Inverted Signal On delay, Signal OFF Delay, Impulse ON/OFF, Signal OFF/ON, Leading edge impulse, Trailing edge impulse, Delayed impulse, Negative edge impulse.


 Motor Restart Timer	Functions	Timer	Voltage	Contact Arrangement	Cat. No.	M.R.P. (₹) Per Unit
	Motor Restart Timer	Memory time Tm: 0.2 to 6 sec	110 VAC	1 C/O	23LDT0	2415
Delay time Td: 0.2 to 60 sec		240 VAC	22LDT0		2415	

Time Switches [9107]

 FM1 / Quartz 150 Hrs Battery Backup	Product Description		Cat. No.	M.R.P. (₹) Per Unit
	FM1 / Quartz Daily	110 VAC - 240 VAC Base/DIN Mounting	J648B1	3140

 Digital Time Switch Crono Pro Crono / Pulse	Product Description		Cat. No.	M.R.P. (₹) Per Unit
	Time Switch (Crono)	110 - 240 VAC 1 C/O Base/DIN 25 ON/OFF Each	67DDT0	3060
24 VDC 1 C/O Base/DIN 25 ON/OFF Each		6GHDT0	3615	
12 VDC 1 C/O Base/DIN 25 ON/OFF Each		69HDT0	3805	
Time Switch (Crono Pro)	110 - 240 VAC 2 C/O Base/DIN 50 ON/OFF Each	WT2DCDS	4335	
Time Switch (Pulse) *	110 - 240 VAC 1 C/O Base/DIN 16 Pulse	67DDT9	3555	
	24V DC 1 C/O Base /Din 16 Pulse	6GHDT9	4010	
	12V DC 1 C/O Base /Din 16 Pulse	69HDT9	4215	

* For bell and siren application

 Astro Astro Pro Astro Mini	Product Description		Cat. No.	M.R.P. (₹) Per Unit
	Astro Mini	110 - 240 VAC 1 Phase - 2W 1 C/O , Base/Din	T2DDT7	5945
Astro Pro	110 - 240 VAC 1 Phase - 2W 2 C/O , Base/Din 50 ON/OFF Each	AS2DCDS	7275	
Astro	110 - 240 VAC 3 Phase - 4W 3 Channel 3 N/O , Base/Din	T3DDT0*	14990	







* Available till stock lasts.

Note : Astro Mini / Astro Pro is used for lighting control based on sunrise / sunset timings by latitude / longitude settings primarily used in streetlight application




Supply Monitoring Devices [9032]

› SPP includes single phasing, phase sequence and phase unbalance monitoring with auto reset

Voltage Monitoring Relay Series	Type	Supply Monitoring Type	Time delay	Asymmetry	Voltage & Contact Arrangement	Cat. No.	M.R.P. (₹) Per Unit	
	 <p>SM 301</p>  <p>SM 500</p>  <p>SM 500 with Neutral Loss Protection</p>  <p>SM 501</p> <p>Digital VMR Series</p>  <p>SM 800</p>  <p>SM 600 (MMR)</p>	SM301 (3Ph, 3W)	Single Phasing Preventor (SPP*) Fail Safe	ON Delay 2 sec and OFF Delay 7 sec	65 VAC Asymmetry	415 VAC, 1 C/O	MA51BC	1340
					415 VAC, 2 C/O	MC21B5	1960	
					415 VAC, 1 C/O	MA51BK	1340	
		SM301 (3Ph, 3W)	Phase loss monitoring Non Fail Safe Type	OFF Delay 500 msec and Recover Delay 2 Sec	30% Fixed	415 VAC, 1 C/O	MA59B5	1540
			Selectable Under Voltage + Selectable Over Voltage	Selectable ON Delay (0 to 15 min)	-	240 VAC, 1 C/O	MD71B9	2080
Selectable ON Delay (0 to 15 sec)				-	MD71BH		2080	
Selectable OFF Delay (0 to 15 sec)				-	MD71BF		2435	
		SM500 (3 Ph / 1 Ph, 4W)	Single Phasing Preventor + Selectable Under Voltage + Selectable Over Voltage	Selectable ON Delay (0 to 15 min) & OFF Delay 5 sec	Phase Asymmetry 10% fixed	240 VAC, 2 C/O	MG73B9	2540
Selectable ON Delay (0 to 15 sec) & OFF Delay 5 sec				Phase Asymmetry 10% fixed	MG73BH		2540	
Selectable OFF Delay (0 to 15 sec) & ON Delay 5 sec				Phase Asymmetry 10% fixed	MG73BF		2540	
SPP + UV/OV, with fixed UV (173 V) & OV (288 V)	Selectable ON (10 Sec) and OFF Delay (5 Sec)			Phase Asymmetry 20% fixed	MG73BR		2540	
		SPP + Selectable UV + Selectable OV with Neutral Loss Protection	ON Delay 5 sec and OFF Delay 5 sec, 500ms-1s for Neutral fail	94 VAC Asymmetry	415 VAC, 3 Ph 4W, 2 C/O	MAC04 D0100	2600	
	SM501 (3 Ph, 3W)	SPP + Under Voltage (80% of \varnothing)	Selectable ON Delay and OFF Delay 15 sec	Selectable Asymmetry (5% to 17%)	415 VAC, 2 C/O	MB53BM	2585	
Single Phasing Preventor + Selectable Under Voltage + Selectable Over Voltage			Selectable ON Delay 15 sec & OFF Delay 5 sec	Phase Asymmetry 10%		MG53BH	2585	
			Selectable OFF Delay 15 sec & ON Delay 5 sec	Phase Asymmetry 10%		MG53BF	2585	
			ON Delay 5 sec and OFF Delay 5 sec	65 VAC Asymmetry		MG53BI	2440	
			ON Delay 3 min and OFF Delay 5 sec UV 85% of \varnothing OV 110% of \varnothing	Phase Asymmetry 10%		MG53BO	2440	
	SM 800 (3PH/ 3W, 4W)	Single Phasing Preventor + Selectable Under Voltage + Selectable Over Voltage + Neutral Loss (Applicable for 3P4W).	Power ON Delay (0 to 999 sec) , OFF Delay (0.1 to 999 sec) & ON delay (0.5 to 999 sec)	Voltage: 5 to 99 VAC (Default 60V) , Percentage : 2 to 50% (Default 10%)	145-500 VAC (Line Voltage), 1C/O	DMS110	2475	
145-500 VAC (Line Voltage), 2C/O					DMS120	2680		
85-300 VAC/DC (Auxiliary Supply) (P-N), 2 C/O					DMA220	2890		
	SM 600 (3P, 3W)	Phase loss + Phase Sequence + Phase Asymmetry + UV + OV + 3 phase interruption	Power ON delay (5s Fixed), ON delay (1-30 sec or Fixed), OFF delay (0.1 - 30 sec or Fixed)	Voltage \pm 1% of set value	500V -1000V AC 2 C/O	SMB110	11935	

Note : 3 Ph 3W - 3 Phase 3 Wire system; 3 Ph 4W - 3 Phase 4 Wire system.


Voltage Monitoring Relay Series	Type	Supply Monitoring Type	Time delay	Asymmetry	Voltage & Contact Arrangement	Cat. No.	M.R.P. (₹) Per Unit
	 <p>SM175 3 Ph, 3W</p>	Phase loss + Phase Sequence Monitoring	Phase loss + Phase Sequence Monitoring	ON Delay 500 msec & OFF Delay 100 msec	–	208 - 480 VAC, 1 C/O (Steps of 208 - 220 - 380 - 400 - 415 - 440 - 480 VAC)	MK21D5
ON Delay 500 msec & OFF Delay 100 msec				Phase Asymmetry (30% fixed)	MC21D5		1600
ON Delay 5 sec & OFF Delay 100 msec (0 to 15s Selectable)				Phase Asymmetry (5% to 15% variable)	MA21DN		2090
Phase Loss + Phase Sequence + Under Voltage + Over Voltage monitoring (UV: -2% to -20% of \bar{U} , OV: 2% to 20% of \bar{U})		Phase Loss + Phase Sequence + Under Voltage + Over Voltage monitoring (UV: -2% to -20% of \bar{U} , OV: 2% to 20% of \bar{U})	ON Delay 5 sec and Selectable OFF Delay (0 to 15 sec)	–	MD21DF		2145
			Selectable ON Delay (0.5 to 15 sec) and OFF Delay 5 sec	Phase Asymmetry (10% fixed)	MG21DH		2345
Phase Loss + Phase Sequence + Under Voltage + Over Voltage (UV: -5% to -25% of \bar{U} , OV: 5% to 25% of \bar{U})		Phase Loss + Phase Sequence + Under Voltage + Over Voltage (UV: -5% to -25% of \bar{U} , OV: 5% to 25% of \bar{U})	ON Delay 5s and Selectable OFF				MG21DF


Monitoring Voltage. Safe gaurding system.




Current Monitoring relay (CMR)

- › Microprocessor based relay protects against Overload, Phase reverse, Phase loss, Phase unbalance faults
- › Auto/ Manual reset selection
- › Fail- safe protection with inbuilt CT upto 45A
- › Inverse time model with underload, locked rotor protection and selectable trip class (10A, 10, 20, 30)
- › Definite time model with underload and selectable start and trip time

Current Monitoring relay	Phase	Type	Current & Contact Arrangement	Cat. No.	M.R.P. (₹) Per Unit
		3 Phase	Inverse Time Current Monitoring Relay	2 - 5A 1 C/O	17A422CB0
3 - 9A, 1 C/O				17A122CB0	
8 - 24A, 1 C/O				17A222CB0	
15 - 45A, 1 C/O				17A322CB0	
Definite Time Current Monitoring Relay			2 - 5A 1 C/O	17B422AA0	
			3 - 9A, 1 C/O	17B122AA0	
		8 - 24A, 1 C/O	17B222AA0		
		15 - 45A, 1 C/O	17B322AA0		
1 Phase		Inverse Time Current Monitoring Relay	2 - 5A 1 C/O	17C412EB0	2820
			3 - 9A, 1 C/O	17C112EB0	
			8 - 24A, 1 C/O	17C212EB0	
			15 - 45A, 1 C/O	17C312EB0	
	Definite Time Current Monitoring Relay	2 - 5A 1 C/O	17D412DA0		
		3 - 9A, 1 C/O	17D112DA0		
8 - 24A, 1 C/O		17D212DA0			
15 - 45A, 1 C/O		17D312DA0			

PTC Thermistor Relay Series	Relay Type	Description	Cat. No.	M.R.P. (₹) Per Unit
		Thermistor Relay	110 - 240 VAC, 2 C/O	MJ83BK
220 - 440 VAC, 2 C/O			MJ93BK	2935
24 VAC/DC, 2 C/O			MJA3BK	3405
110 - 240 VAC, 1 C/O			MJ81BK	2690
220 - 440 VAC, 1 C/O			MJ91BK	2730

Hour Meter & Counter [9029]

Hour Meters	Product Description	Cat. No.	M.R.P. (₹) Per Unit											
		HM36, 85 - 265 VAC Flush Mounting	LA25F1	1110										
HM 36, 10 - 80 VDC Flush Mounting		LD17F1	1685											
HM36, 92 - 264 / 270 - 460 VAC Base - DIN Mounting		30A6B1	1210											
HM36, 10 - 80 VDC Base/DIN Mounting		30D1B1	1685											
Digital Hour Meter/Digital Counter (Resettable)		Z□□FB□	2020											
Hour Meter / Counter Z □ □ FB □ <table border="0" style="margin-left: 20px;"> <tr> <td>Voltage</td> <td>Bezel</td> </tr> <tr> <td>H 10 - 80 VDC</td> <td>A Round</td> </tr> <tr> <td>7 85 - 265 VAC</td> <td>B 24 x 48</td> </tr> <tr> <td>J 12 - 48 VAC/DC</td> <td>C Screw Mount</td> </tr> <tr> <td></td> <td>1 Hour Meter</td> </tr> <tr> <td></td> <td>2 Counter</td> </tr> </table>		Voltage	Bezel	H 10 - 80 VDC	A Round	7 85 - 265 VAC	B 24 x 48	J 12 - 48 VAC/DC	C Screw Mount		1 Hour Meter		2 Counter	
Voltage	Bezel													
H 10 - 80 VDC	A Round													
7 85 - 265 VAC	B 24 x 48													
J 12 - 48 VAC/DC	C Screw Mount													
	1 Hour Meter													
	2 Counter													

Earth Leakage Relay [9032]

Earth Leakage Relays	Current Range	Type	Voltage & Contact Arrangement	Cat. No.	M.R.P. (₹) Per Unit
	 <p>96 x 96 mm Earth Leakage Relay</p>  <p>DIN Mounted Earth Leakage Relay</p>  <p>CBCT</p>  <p>Rectangular CBCT</p>	30mA - 30A	Panel mounted (96 x 96 mm) Earth Leakage Relay	110 - 240 VAC/DC, 1 C/O (Pre-alarm) + 1 C/O (Fault)	17K716QF4N
110 - 240 VAC/DC, 1 C/O (Pre-alarm) + 1 C/O (Fault) with RS 485				17K716QF4M	7475
240 - 415 VAC/DC, 1 C/O (Pre-alarm) + 1 C/O (Fault)				17K726QF4N	5200
240 - 415 VAC/DC, 1 C/O (Pre-alarm) + 1 C/O (Fault) with RS 485				17K726QF4M	7475
DIN mounted Earth Leakage Relay			110 - 240 VAC, 110 VDC, Manual reset	17G715GF2	4665
			220 - 415 VAC, 220 VDC, Manual reset	17G745GF2	
			110 - 240 VAC, 110 VDC, Auto reset	17G715KF2	
			220 - 415 VAC, 220 VDC, Auto reset	17G745KF2	
CBCT (moulded case) for Type A & AC Current			38 mm ID	17H7NNHN3	1600
			57 mm ID	17H7NNIN3	2160
			70 mm ID	17H7NNQN3	2460
			92 mm ID	17H7NNJN3	2690
			120 mm ID	17H7NNLN3	2805
			210 mm ID	17H7NNKN3	5290
CBCT (moulded case) for Type AC Current			38 mm ID	17H7NNRN3	1200
			57 mm ID	17H7NNVN3	1340
			70 mm ID	17H7NNSN3	1420
			92 mm ID	17H7NNTN3	1905
	120 mm ID	17H7NNUN3	2205		
Rectangular CBCT (moulded case) for Type AC Current	300 x 50 mm ID	17H9NNWN0	10570		
	350 x 150 mm ID	17H9NNXN0	12850		

* - Available till stock lasts.

- › CBCT for Type AC : For applications with sinusoidal alternating current from 30mA to 30A.
- › CBCT for Type A and AC : For applications with sinusoidal alternating current (from 30mA to 30A) & pulsating DC current (from 30mA to 3A).
- › Please contact nearest branch office for requirements of higher dimension CBCTs.

These products are manufactured by



Disclaimer for Timing Devices and Supply Monitors

Every effort as to the correctness or sufficiency of the information and data contained in the catalogue is made. We however cannot accept any liability for the accuracy or completeness of the information and data provided. No claims in this regard shall consequently be accepted.

We reserve the right to make changes, without prior notice, in the catalogue.

Products with CAT no. having, with or without, dot as suffix are same.

Elevate Your Panels with **superior illumination** & **aesthetic**



LED Indicators

Built on Trust. **Designed for high performance.**

LEDs with Inbuilt low voltage glow protection at 25% of rated voltage to avoid false indication due to stray voltages.

LEDs with >180 degree viewing angle for enhanced experience with uniform illumination.

Modular Remote Control Units

Note : All Cat.No. to be ordered in multiple of Standard Packing : 10, Except for Push Button Stations.



Gen Next Series

Gen Next Pro LED Indicator [8531]

› Surface Mounted Device LED technology


› Low Power consumption < 1W

› Surge & Low Voltage Glow Protection (LVGP)

	Description	Cat. No.	Colour (4 th Digit)	Voltage (5 th , 6 th , 7 th & 8 th Digit)	M.R.P. (₹) Per Unit
 <p>Ø22.5 mm</p>	Gen Next Pro LED Indicator 22.5 mm	EPL□□□□□	R-Red G-Green Y-Yellow A-Amber B-Blue W-White	012C - 12 VAC/DC 024C - 24 VAC/DC 030C - 30 VAC/DC 048C - 48 VAC/DC 064C - 64 VAC/DC 110A - 110 VAC 110D - 110 VDC 240A - 240 VAC 220D - 220 VDC	167 287 Blue & White
				415A - 415 VAC	209 354 Blue & White
 <p>Ø16 mm</p>	Gen Next Pro LED Indicator 16 mm	SPL□□□□□	R-Red G-Green Y-Yellow A-Amber B-Blue W-White	012C - 12 VAC/DC 024C - 24 VAC/DC 110C - 110 VAC/DC 240A - 240 VAC	195 324 Blue & White

Note * : LED Indicator for Flame Proof Panel application available on request.

Universal LED Indicator [8531]

	Description	Cat. No.	Colour (8 th Digit)	Voltage (9 th , 10 th , 11 th & 12 th Digit)	M.R.P. (₹) Per Unit
 <p>Gen Next Pro Ø22.5 mm Universal LED Indicator</p>	Gen Next Pro Universal LED indicator	EPL□□□□□	R-Red G-Green Y-Yellow A-Amber B-Blue W-White	224C-24 to 240V AC/DC	497 597 Blue & White


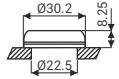

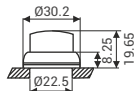

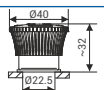

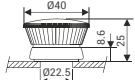

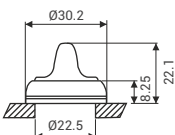







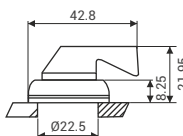






16mm Pro LED Indicators

Compact in Design. Superior in Aesthetics.
Perfectly Crafted for Small-Size Panels.








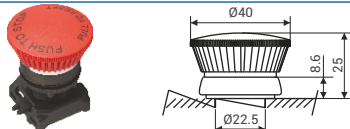
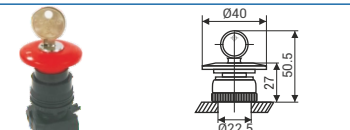
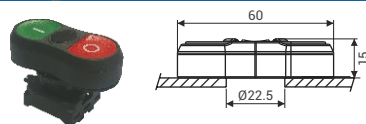



Gen Next Push Button & Selector Actuators Ø 22.5 mm [8538]

› Snap Mounting with compact contact blocks (EC1C & EC2C) › Max 3 row x 3 column stackable contact blocks

	Description	Cat. No.	Colour (4 th Digit)	M.R.P. (₹) Per Unit	
 	Flush Head	EMN□FD1	R-Red G-Green C-Black Y-Yellow W-White B-Blue A-Amber F-Gray	106	
 	Projecting Head Push Function	EMN□PD1	R-Red G-Green C-Black Y-Yellow W-White B-Blue A-Amber F-Gray	107	
 	Mushroom Head 'Push - Turn Function'	EMN□MH1	R-Red G-Green C-Black Y-Yellow	208	
 	Mushroom Head 'Push - Function'	EMN□MD1	R-Red G-Green C-Black Y-Yellow	151	
 	Symmetric Head	2 Position		R-Red G-Green C-Black W-White	295
		 Non Spring Return EP09SK00□0000			
		 Spring Return EP09SI00□0000			
		3 Position			
		 Non Spring Return EP09SL00□0000			
		 Spring Return EP09SJ00□0000			
		 Spring Return L. H. EP09SM00□0000			
 Spring Return R. H. EP09SN00□0000					
 	Lever Head	2 Position		R-Red W-White C-Black	312
		 Non Spring Return EMN□LK1			
		 Spring Return EMN□LI1			
		3 Position			
		 Non Spring Return EMN□LL1			
		 Spring Return EMN□LJ1			
		 Spring Return L. H. EMN□LM1			
		 Spring Return R. H. EMN□LN1			

Gen Next Push Button & Selector Actuators Ø 22.5 mm [8538]



	Description	Cat. No.	Colour (4 th Digit)	M.R.P. (₹) Per Unit
	Lock & Key Rotary Type	2 Position		C-Black
 Non Spring Return EP09KK00□0000				
 Spring Return EP09KI00□0000				
3 Position				
 Non Spring Return EP09KL00□0000				
 Spring Return EP09KJ00□0000				
 Spring Return L. H. EP09KM00□0000				
 Spring Return R. H. EP09KN00□0000				
	Push Pull	EG02MG0□	R-Red	408
	Mushroom Head Lock And Key Actuator	EG02MQ0R00	R-Red	462
	Twin Touch with Black centre strip	EG02TD0I	-	211



Note :

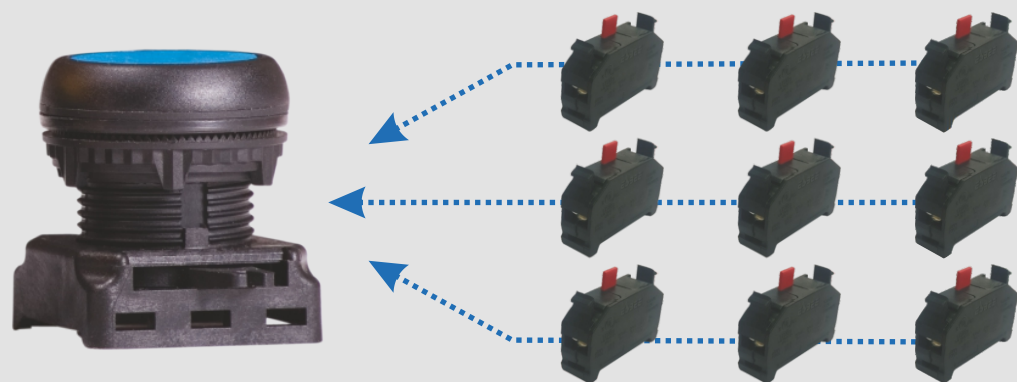
- Actuators & Selector Actuators with black ABS collar are offered as Standard
- Actuators (except Mushroom Head Push - Pull Actuators) are also available with chrome plated ABS & Brass collar
 - Non-Illuminated Actuator
 - For PU Coated ABS Collar replace 7th digit 1 by 2 eg. : EMNPD[2]
 - For Brass Metal Collar replace 7th digit 1 by 3 eg. : EMNPD[3] (Please contact nearest branch office for MRP)
 - Illuminated Actuator
 - For PU Coated ABS Collar replace 4th digit 3 by 5 eg. : EG0[5]***
 - For Brass Metal Collar replace 4th digit 3 by 7 eg. : EG0[7]*** (Please contact nearest branch office for MRP)

Brass Metal Coller Push Button

Note * : In 2 position selector actuator, for operating style  replace 6th digit from K to R and for operating style , replace 6th digit from K to T


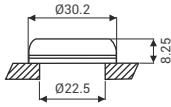

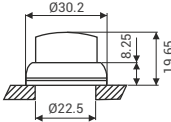

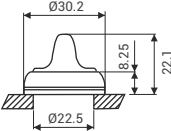





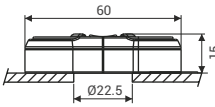
Stack smart control more

Operate nine contact blocks with just **one** push button



Gen Next Illuminated Push Button Actuators [8531]

› Snap Mounting with compact contact blocks (EC1C & EC2C)

	Description	Cat. No.	Colour (8 th Digit)	Voltage (9 th , 10 th , 11 th & 12 th Digit)	M.R.P. (₹) Per Unit
 	Flush Head	EG03FDL□□□□□	R-Red G-Green Y-Yellow A-Amber	012C - 12 VAC/DC 024C - 24 VAC/DC 030C - 30 VAC/DC 048C - 48 VAC/DC 064C - 64 VAC/DC 110A - 110 VAC	300
			B-Blue W-White	110D - 110 VDC 240A - 240 VAC 220D - 220 VDC	555 Blue and White
 	Projecting Head (Push Function)	EG03PDL□□□□□	R-Red G-Green Y-Yellow A-Amber	012C - 12 VAC/DC 024C - 24 VAC/DC 030C - 30 VAC/DC 048C - 48 VAC/DC 064C - 64 VAC/DC 110A - 110 VAC	300
			B-Blue W-White	110D - 110 VDC 240A - 240 VAC 220D - 220 VDC	555 Blue and White
 	Selector Actuator with LED holder	2 Position		R-Red G-Green Y-Yellow A-Amber B-Blue W-White	012C - 12 VAC/DC 024C - 24 VAC/DC 030C - 30 VAC/DC 048C - 48 VAC/DC 064C - 64 VAC/DC 110A - 110 VAC 110D - 110 VDC 240A - 240 VAC 220D - 220 VDC
		 Non Spring Return EG03SKL□□□□□	439		
		 Spring Return EG03SIL□□□□□			
		3 Position			
 Non Spring Return EG03SLL□□□□□	654 Blue and White				
 Spring Return EG03SJL□□□□□					
 	Twin Touch with Led Holder	EG03TDL□□□□□	Y- Yellow A-Amber	012C - 12 VAC/DC 024C - 24 VAC/DC 030C - 30 VAC/DC 048C - 48 VAC/DC 064C - 64 VAC/DC 110A - 110 VAC 110D - 110 VDC 240A - 240 VAC 220D - 220 VDC	376

Note* : 1) In 2 position selector actuator, for operating style  replace 6th digit from K to R and for operating style  replace 6th digit from K to T.

2) Assembly comes with LED holder. Please order contact block EC1C and EC2C separately.



Flush Head Push Button

Sleek, low-profile design enabling effortless operation in modern panel environments

GEN NEXT Metal Push Button & Selector Actuator [8538]

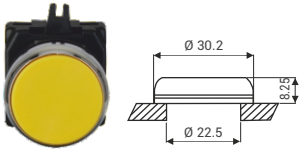
› Snap Mounting with compact contact blocks (EC1C & EC2C)

	Description	Cat. No.	Colour	M.R.P. (₹) Per Unit	
	Flush head	EM27FD00□00	R-Red G-Green C-Black Y-Yellow W-White B-Blue A-Amber	112	
		EM27FD00□00			
		EM27FD00□00			
		EM27FD00□00			
		EM27FD00□00			
		EM27FD00□00			
		EM27FD00□00			
	Symmetric Head	2 Position		C-Black	
		Non Spring Return EM27SK00□00 ↘	332		
		Spring Return EM27SI00□00 ↘			
		3 Position			375
		Non Spring Return EM27SL00□00 ↘↘			
		Spring Return EM27SJ00□00 ↘↘			
		Spring Return L.H. EM27SM00□00 ↘↘			
Spring Return R.H. EM27SN00□00 ↘↘					
	Lock & Key	2 Position		C-Black	
		Non Spring Return EM27KK00□00 ↘	456		
		Spring Return EM27KI00□00 ↘			
		3 Position			505
		Non Spring Return EM27KL00□00 ↘↘			
		Spring Return EM27KJ00□00 ↘↘			
		Spring Return L.H. EM27KM00□00 ↘↘			
Spring Return R.H. EM27KN00□00 ↘↘					
	Mushroom Head-Push Turn	EM27MH00□00	R-Red	253	
		EM27MH00□00	G-Green		
	Mushroom Head-Push Function	EM27MD00□00	R-Red	167	


Mushroom Head Push Button

Rapid, reliable emergency response at the push of a button—engineered for moments when every second matters


GEN NEXT Metal Illuminated Push Button Actuator [8531]

	Description	Cat. No.	Colour (8 Digit)	Voltage (9 , 10 , 11 & 12 Digit)	M.R.P. (₹) Per Unit
	Illuminated Flush head	EM28FD0□□□□□	R-Red	012C - 12 V AC/DC	381
			G-Green	024C - 24 V AC/DC	
			Y-Yellow	030C - 30 V AC/DC	
			A-Amber	048C - 48 V AC/DC	
			W-White B-Blue	064C - 64 V AC/DC	786
				110A - 110 V AC	
				110D - 110 V DC	
				240A - 240 V AC	
				220D - 220 V DC	

Gen Next Modular Contact Blocks [8538]

	Description	Cat. No.	Colour	Voltage	M.R.P. (₹) Per Unit
	'NO' Block	EC1C	-	-	84
	'NC' Block	EC2C	-	-	84

Spare for Gen Next Series [8531]

	Description	Cat. No.	Colour	Voltage	M.R.P. (₹) Per Unit
	LED Holder for Gen Next illuminated actuator series	EG08HOL□□□□□	R-Red	012C - 12 VAC/DC	225
			G-Green	024C - 24 VAC/DC	
			Y-Yellow	030C - 30 VAC/DC	
			A-Amber	048C - 48 VAC/DC	
			B-Blue W-White	064C - 64 VAC/DC	449 Blue and White
				110A - 110 VAC	
				110D - 110 VDC	
				240A - 240 VAC	
				220D - 220 VDC	

Note : Contact blocks and LED holder are same for Gen next and Gen next META series


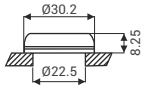

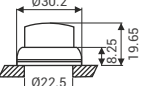

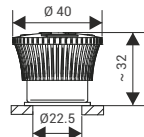

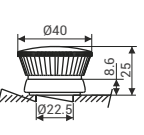

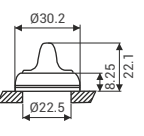







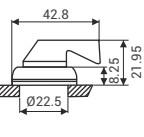






Selector Switch

Engineered for smooth selection and accurate operational command across systems

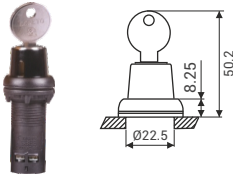










Gen Next entegral Actuator [8536]

› With inbuilt contact arrangement › Contact rating 6A @ 240AC

 	Description	Cat. No.	Contact Configuration (3 rd Digit)	Colour (4 th Digit)	M.R.P. (₹) Per Unit		
	Flush Head	EE□□FD1	1 - 1 NO 2 - 1 NC	R-Red G-Green Y-Yellow W-White B-Blue A-Amber C-Black	165		
			3 - 1 NO + 1 NC 4 - 2 NO 5 - 2 NC		239		
 	Projecting Head Push Function	EE□□PD1	1 - 1 NO 2 - 1 NC	R-Red G-Green Y-Yellow W-White B-Blue A-Amber C-Black	165		
			3 - 1 NO + 1 NC 4 - 2 NO 5 - 2 NC		239		
 	Mushroom Head Push - Turn	EE□□MH1	1 - 1 NO 2 - 1 NC	R-Red G-Green Y-Yellow C-Black	240		
			3 - 1 NO + 1 NC 4 - 2 NO 5 - 2 NC		327		
 	Mushroom Head Push - Function	EE□□MD1	1 - 1 NO 2 - 1 NC	R-Red G-Green Y-Yellow C-Black	204		
			3 - 1 NO + 1 NC 4 - 2 NO 5 - 2 NC		277		
 	Symmetric Head Actuator	2 Position		R-Red G-Green W-White C-Black	330		
		 Non Spring Return EE□□SK1	1 - 1 NO 2 - 1 NC			3 - 1 NO + 1 NC (Left NO) 4 - 2 NO 5 - 2 NC 6 - 1 NO + 1 NC (Right NO)	405
		 Spring Return EE□□SI1					
		3 Position				R-Red G-Green W-White C-Black	417
		 Non Spring Return EE□□SL1	3 - 1 NO + 1 NC (Left NO) 4 - 2 NO 5 - 2 NC 6 - 1 NO + 1 NC (Right NO)				
		 Spring Return EE□□SJ1					
		 Spring Return L. H. EE□□SM1					
 Spring Return R. H. EE□□SN1							
 	Lever Head	2 Position		R-Red G-Green W-White C-Black	330		
		 Non Spring Return EE□□LK1	1 - 1 NO 2 - 1 NC			3 - 1 NO + 1 NC (Left NO) 4 - 2 NO 5 - 2 NC 6 - 1 NO + 1 NC (Right NO)	405
		 Spring Return EE□□LI1					
		3 Position				R-Red G-Green W-White C-Black	417
		 Non Spring Return EE□□LL1	3 - 1 NO + 1 NC (Left NO) 4 - 2 NO 5 - 2 NC 6 - 1 NO + 1 NC (Right NO)				
		 Spring Return EE□□LJ1					
		 Spring Return L. H. EE□□LM1					
 Spring Return R. H. EE□□LN1							


Gen Next integral Actuator [8536]

	Description	Cat. No.	Contact Configuration (3 rd Digit)	Colour (4 th Digit)	M.R.P. (₹) Per Unit	
	Lock & Key Rotary Type	2 Position		1 - 1 NO 2 - 1 NC	C-Black	423
		 Non Spring Return EE□□KK1	 Spring Return EE□□KI1	3 - 1 NO + 1 NC (Left NO) 4 - 2 NO 5 - 2 NC 6 - 1 NO + 1 NC (Right NO)		
		3 Position		3 - 1 NO + 1 NC (Left NO) 4 - 2 NO 5 - 2 NC 6 - 1 NO + 1 NC (Right NO)	C-Black	517
		 Non Spring Return EE□□KL1	 Spring Return EE□□KJ1			
		 Spring Return L. H. EE□□KM1				
		 Spring Return R. H. EE□□KN1				

Note * : In 2 position selector actuator, for operating style  replace 6th digit from K to R and for operating style  replace 6th digit from K to T





Panel Mounted Buzzer Ø 22.5 mm [8531]

› IP20 protection › 80dB at 1 m distance › Low Power consumption < 0.6W








	Description	Electrical Rating	Cat. No.	M.R.P. (₹) Per Unit
			Round Type	
22.5 mm Panel Mounted Buzzer Black colour			EG15R00C240A	396
			EG15R00C110A	
			EG15R00C064C	
			EG15R00C048C	
			EG15R00C030C	
			EG15R00C024C	
			EG15R00C012C	

Gen Next Push Button Stations [8536]

Dimension › Single Station : 65 x 55 x 33 mm › Two Station : 100 x 55 x 53 mm
 › Three Station : 134 x 55 x 53 mm › Eight Station : 305 x 55 x 53 mm

	Description	Cat. No.	M.R.P. (₹) Per Unit
	Flush Head Actuator - Red with Legend - STOP Contact - 1 'NC'	EP1FAC01	642
Flush Head Actuator - Green with Legend - START Contact - 1 'NO'	EP1FAB02		
	Two Position Symmetric Head Selector Switch - Black with Legend - OFF / ON Contact - 1 'NO'	EP1FAF08	843
	Two Position Lock & Key Rotary Switch with Legend - OFF / ON Contact - 1 'NO'	EP1FAF12	930
	Mushroom Head Actuator 'Push Function' with Legend - STOP Contact - 1 'NC' for Stop	EP1FAC03	681

Gen Next Push Button Stations [8536]

	Description	Cat. No.	M.R.P. (₹) Per Unit
	Mushroom Head Actuator 'Push Turn Type' with Legend - STOP Contact - 1 'NC' for Stop	EP1FAC05	830
	Flush Head Actuator - Green with Legend - START Contact - 1 'NO' (Station One)	EP2FAH0201	930
	Flush Head Actuator - Red with Legend - STOP Contact - 1 'NC'		
	Flush Head Actuator - Green with Legend - START Contact - 1 'NO' (Station One)	EP2FAH0205	1029
	Mushroom Head Actuator 'Push Turn Type' with Legend - STOP Contact - 1 'NC' (Station Two)		
	LED Indicator 240 VAC - Red (Station One)	EP3FAUI1X0201	1253
	Flush Head Actuator - Green with Legend - START Contact - 1 'NO' (Station Two)		
	Flush Head Actuator - Red with Legend - STOP Contact - 1 'NC' (Station Three)		
	Flush Head Actuator - Green with Legend - FORWARD Contact - 1 'NO' (Station Two)	EP3FAR020102	1173
	Flush Head Actuator - Red with Legend - STOP Contact - 1 'NC' (Station Two)		
	Flush Head Actuator - Green with Legend - REVERSE Contact - 1 'NO' (Station Three)		
	Flush Head Actuator - Green with Legend - UP Contact - 1 'NO' (Station Two)	EP3FAS020102	1173
	Flush Head Actuator - Red with Legend - STOP Contact - 1 'NC' (Station Two)		
	Flush Head Actuator - Green with Legend - DOWN Contact - 1 'NO' (Station Three)		
	All 7 Flush Head Actuators with NO Contact & Mushroom Head Push Turn	EP8F02	3328
	8 Way push button pendant with hanging provision	EP8F04	3559
	Single Station Enclosure Box without Actuator	EP1FAA*	355
	Two Station Enclosure Box without Actuator	EP2FAA*	377
	Three Station Enclosure Box without Actuator	EP3FAA*	388
	Eight Station Enclosure Box without Actuator	EP8FAA*	648

- Note :**
1. All Gen next push button stations contains integral Actuators.
 2. Only integral actuators can be used for converting Gen next enclosure boxes into Gen Next push button station.
 3. For any other combination of actuators/indicators in push button stations please contact nearest branch office.
 4. EP8F04 is available in single speed for crane application.
- * Chapter ID : 8538.

Universal Push Button Stations (in ABS Engineering plastic body) [8536]

Dimension > Single Station : 75 x 75 x 56 mm > Two Station : 127 x 75 x 56 mm
> Three Station : 160 x 75 x 56 mm

	Description	Cat. No.	M.R.P. (₹) Per Unit
	Flush Head Actuator - Red with Laser Marking - STOP Contact - 1 'NC'	EWS1C01AC062	775
	Flush Head Actuator - Green with Laser Marking - START Contact - 1 'NO'	EWS1C01AC063	775
	Two Position Symmetric Head Selector Switch - Black with Laser Marking - OFF / ON Contact - 1 'NO'	EWS1C01AF064	1023
	Illuminated Actuator - Green with Laser Marking - ON Contact - 1 'NO' - 240 VAC	EWS1C01AA070	914
	Two Position Lock & Key Rotary Switch with Laser Marking - OFF / ON Contact - 1 'NO'	EWS1C01AF065	1156
	Mushroom Head Actuator 'Push Function' with Laser Marking - STOP Contact - 1 'NC' for Stop	EWS1C13AC054	823
	Mushroom Head Actuator 'Push Turn type' with Laser Marking - STOP Contact - 1 'NC' for Stop	EWS1C13AC051	929
	"Mushroom Head Actuator with Lock and Key on Yellow Cover, with Laser Marking - STOP, Contact - 1 'NC' for Emergency Stop"	EWS1C13AC066	1130
	Push Button Station with Push Pull Emergency Switch, Red with 1 NC	EWS1C13AC069	1004
	Flush Head Actuator - Green with Laser Marking - START Contact - 1 'NO' (Station One) Flush Head Actuator - Red with Laser Marking - STOP Contact - 1 'NC' (Station Two)"	EWS2C01AH045	1118
	Flush Head Actuator - Green with Laser Marking - START Contact - 1 'NO' (Station One) Mushroom Head Actuator 'Push Turn Type' with Laser Marking - TOP Contact - 1 'NC'"	EWS2C01AH067	1239
	Flush Head Actuator - Green with Laser Marking - START Contact - 1 'NO' (Station One) Mushroom Head Actuator 'Lock & Key Type' with Laser Marking - STOP Contact - 1 'NC'"	EWS2C01AH068	1463
	Pilot Light 240 VAC White (Station One) Flush Head Actuator - Green with Laser Marking - START Contact - 1 'NO' (Station Two) Flush Head Actuator - Red with Laser Marking - STOP Contact - 1 'NC' (Station Three)"	EWS3C01AH048	1514
	Flush Head Actuator - Green with Laser Marking - FORWARD Contact - 1 'NO' (Station One) Flush Head Actuator - Red with Laser Marking - STOP Contact - 1 'NC' (Station Two) Flush Head Actuator - Green with Laser Marking - REVERSE Contact - 1 'NO' (Station Three)"	EWS3C01BJ055	1420
	Flush Head Actuator - Green with Laser Marking - UP Contact - 1 'NO' (Station One) Flush Head Actuator - Red with Laser Marking - STOP Contact - 1 'NC' (Station Two) Flush Head Actuator - Green with Laser Marking - DOWN Contact - 1 'NO' (Station Three)"	EWS3C01AS055	1420

Universal Push Button Stations (in ABS Engineering plastic body) [8538]


Push Buttons Station Enclosure

- Dimension
- › Single Station : 75 x 75 x 56 mm
 - › Two Station : 127 x 75 x 56 mm
 - › Three Station : 160 x 75 x 56 mm
 - › Four Station : 215 x 75 x 70 mm
 - › Five Station : 270 x 75 x 71 mm

	Description	Cat. No.	M.R.P. (₹) Per Unit
	Enclosure Grey-Black single hole	EWS1C01AA	452
Enclosure Grey-Black & 2 hole of Ø 22.5	EWS2C01AA	585	
Enclosure Grey-Black & 3 holes of Ø 22.5	EWS3C01AA	717	
Enclosure Grey-Black & 4 holes of Ø 22.5	EWS4C01AA	1005	
Enclosure Grey-Black & 5 holes of Ø 22.5	EWS5C01AA	1160	
	Enclosure Yellow-Black single hole	EWS1C13AA	452
	Enclosure Yellow-Black & 2 hole of Ø 22.5	EWS2C13AA	585
	Enclosure Yellow-Black & 3 holes of Ø 22.5	EWS3C13AA	717
	Enclosure Yellow-Black & 4 holes of Ø 22.5	EWS4C13AA	1005
	Enclosure Yellow-Black & 5 holes of Ø 22.5	EWS5C13AA	1160


All Purpose Enclosures [8538]

Dimension: 110 x 80 x 65 mm


 Note : with plastic screws	Description	Cat. No.	M.R.P. (₹) Per Unit
	All Grey without hole	HF999000	448
	All Grey & 1 hole of Ø 22.5	HF999001	
All Grey & 2 holes of Ø 22.5	HF999002		

Note : Gen Next Series actuator and contact blocks can be used to convert all purpose enclosure box into push button stations.


Accessories and Spares [8538]


 Small Large Square	Description	Cat. No.	M.R.P. (₹) Per Unit
	Small	HH2420122	32
	Large	HH2420124	
	Square	HH2420123	

Note : Printing as per customer requirement

	Cat. No.	M.R.P. (₹) Per Unit
	HH192000	103

	Description	Cat. No.	M.R.P. (₹) Per Unit
	Yellow legend plate	HB135000	87
	Padlock Yellow (for Mushroom head Actuator)	HF192024	215
	Padlock Transparent (for Flush head Actuator)	HF192025	195
	Protecting Shroud for Emergency Push Button	HF195020A	100
	Protecting Shroud	HF195004	87

Shroud (Boot) for Actuator  (For IP67 protection of actuators)	Colour	Gen Next Actuator	
		Cat. No.	M.R.P. (₹) Per Unit
	White	HB17101	40
	Red	HB17301	
	Green	HB17401	
	Black	NA	
	Yellow	HB17501	
	Blue	HB17701	
	Amber	HB17801	
	Colourless	HB190003	49

Spare Lens Cap 	Colour	Cat. No.		M.R.P. (₹) Per Unit
		Non Illuminated	Illuminated	
	Red	HB103002	HB103103	31
	Green	HB104000	HB104101	
	Black	HB102006	NA	
	Yellow	HB105008	HB105109	
	White/Opal	HB101004	HB101105	
	Blue	HB107010	HB107111	
	Orange	HB108012	HB108113	
	Colourless	NA	HB100107	

Note : It can be used for Gen Next.

Collar (For Flush/ Projecting Head) 	Cat. No.	Colour	M.R.P. (₹) Per Unit
	HB196000	Chrome Plated 'ABS'	26
	HB192000	Black	26
	HB326000	Brass	85
Adaptor Ring * (For 30 to 22 mm in Panel Cutout conversion) 	HH180000	Gray	37
	HH182004	Black	
	HH196006	Chrome Plated 'ABS'	
Blanking Plugs 	HH180002	Gray	72
	HH182009	Black	
	HH196010	Chrome Plated 'ABS'	
Center Indication Strip (For Twin Touch Actuator) 	HB102058	Black	72
	HB105163	Yellow	
	HB108169	Orange	
	HB100161	Colourless	

* It can be used to convert Gen Next actuator series to TK3 Ø30 mm mounting.

Every effort as to the correctness or sufficiency of the information and data contained in the catalogue is made. We however cannot accept any liability for the accuracy or completeness of the information and data provided. No claims in this regard shall consequently be accepted.

We reserve the right to make changes, without prior notice, in the catalogue.

Products with CAT no. having, with or without, dot as suffix are same.

These products are manufactured by



General Terms

All prices are on Maximum retail price basis inclusive of all duties, GST & any other tax as applicable.

Warranty Policy

All products listed in the price list are covered by a warranty against manufacturing defects for a period of 18* months from the date of purchase. For Lauritz Knudsen MCBs & Isolators mounted inside Lauritz Knudsen Distribution Boards, an extended warranty of 5 years is provided.

In the event of a defect due to faulty workmanship or other associated reasons, we will, at our discretion, remedy the defect or replace the faulty parts or the entire product as soon as possible, free of cost.

However, the warranty is subject to proper usage, efficient maintenance, and does not cover defects arising from fire, accidents, inefficient maintenance, faulty operation, or deliberate or accidental damage. It also does not cover damage to power electronic components such as thyristors & IGBTs, which primarily fail due to overtemperature & over-voltage. Users need to take adequate precautions to eliminate these conditions. Manufacturer shall not be responsible & liable for any special, incidental, social or consequential (including lost profits) loss, consequential damages, injury or damages (punitive) of any kind solely attributable to defect or failure of its products. Manufacturer shall not be liable in any manner for the issue of or failure in the performance of other equipment the product is attached to.

Comprehensive Service Support

Lauritz Knudsen Electrical & Automation has over seven decades of experience in providing after sales service for low voltage distribution system in every type of industry & commercial complex in India

Lauritz Knudsen Electrical & Automation offers the following services, partnering you in your maintenance of low voltage distribution products:

- › Regular Maintenance
- › Preventive Maintenance Programme
- › On Call
- › Annual Maintenance Contract
- › Product Support for Managing Obsolescence-

Switchgear Training Centres



Pune

Lauritz Knudsen Electrical & Automation
Switchgear Training Centre
T-156 / 157, MIDC,
Bhosari, Pune - 411 026
Tel: 020-2712 0037 / 2712 0653
E-mail: STC-PUNE@LK-EA.com



Lucknow

Lauritz Knudsen Electrical & Automation
Switchgear Training Centre
C-6 & 7, UPSIDC,
P. O. Sarojininagar,
Lucknow - 226 008
Tel: 97944 54455
E-mail: STC-LUCKNOW@LK-EA.com



Delhi

Lauritz Knudsen Electrical & Automation
Switchgear Training Centre
A-25, Imperia Complex, First Floor
Mohan Cooperative Industrial Estate
Near Sarita Vihar / Mohan Estate Metro Station
Main Mathura Road, New Delhi - 110044
Tel: 9899020306 / 9720186726 / 9560845094
E-mail: STC-DELHI@LK-EA.com



Kolkata

Lauritz Knudsen Electrical & Automation
Switchgear Training Centre,
2nd Floor, Block BN3, Sector V,
Salt Lake City,
Kolkata - 700091, West Bengal
Tel: 7738717893 / 7797795567
E-mail: STC-KOLKATA@LK-EA.com



Vadodara

Lauritz Knudsen Electrical & Automation
Switchgear Training Centre
Behind L&T Knowledge City,
Near Village Ankhol,
Vadodara - 390019
Tel: 0265 6147805 / 6147808
E-mail: STC-VADODARA@LK-EA.com



Coonor

Lauritz Knudsen Electrical & Automation
Switchgear Training Centre
Ooty-Coonor Main Road
Yellanahalli P.O.,
The Nilgiris - 643 243
Tel: 0423 251 7107
E-mail: STC-COONOOR@LK-EA.com

Customer Interaction Center (CIC)
Phone no: 022 6932 7800
Web: www.LK-EA.com | e-mail: CIC@LK-EA.com



Electrical Standard Products (ESP) Offices

HEAD OFFICE

Lauritz Knudsen Electrical & Automation, A/600, Shil-Mahape Road, TTC Industrial Area, MIDC Thane, Navi Mumbai, 400 710, Maharashtra.

Tel: 022-6722 6300 | Fax: 022-6705 1112 | e-mail: CIC@LK-EA.com

BRANCH OFFICES

Lauritz Knudsen Electrical & Automation
C-201, The First Commercial Complex,
B/S Keshavbaug Party Plot, Vastrapur,
Ahmedabad - 380 015
Phone No: 022-6932 7800
e-mail: CIC@LK-EA.com

Lauritz Knudsen Electrical & Automation
Shri Daneshwari, 1st Floor,
Plot No. 17, 2nd Cross, Near Old Income
Tax Office Road, Vidyanagar,
Hubballi - 580 021
Phone No: 022-6932 7800
e-mail: CIC@LK-EA.com

Lauritz Knudsen Electrical & Automation
No.10, Fortuna Towers, 2nd Floor,
Rana Pratap Marg, Near NBRI,
Lucknow - 226 001
Phone No: 022-6932 7800
e-mail: CIC@LK-EA.com

Lauritz Knudsen Electrical & Automation
A06/A07, Second Floor,
Grand Chandra Complex, Frazer Road
Patna - 800 001
Phone No: 022-6932 7800
e-mail: CIC@LK-EA.com

Lauritz Knudsen Electrical & Automation
Wework Central, #36 Infantry Road,
Bengaluru - 560 001
Phone No: 022-6932 7800
e-mail: CIC@LK-EA.com

Lauritz Knudsen Electrical & Automation
AWFIS Space Solutions, Prestige Phoenix,
4th floor, 1405, Umanagar, Begumpet,
Hyderabad - 500 016
Phone No: 022-6932 7800
e-mail: CIC@LK-EA.com

Lauritz Knudsen Electrical & Automation
El Dorado Building, 3rd Floor, 6,
Venkatraman Street, Chinna Chokkikulam,
Madurai - 625 002
Phone No: 022-6932 7800
e-mail: CIC@LK-EA.com

Lauritz Knudsen Electrical & Automation
UrbanWrk, 5th Floor, Sai Radhe,
Raja Bahadur Mill Road, Behind Hotel
Grand Sheraton, Sangamwadi
Pune - 411 001
Phone No: 022-6932 7800
e-mail: CIC@LK-EA.com

Lauritz Knudsen Electrical & Automation
Work loop Unit-612, 6th Floor,
Esplanade One, Rasulgarh,
Bhubaneswar - 751 010
Phone No: 022-6932 7800
e-mail: CIC@LK-EA.com

Lauritz Knudsen Electrical & Automation
Workie, 214 - 2nd Floor,
Apollo Premier, PU-4,
Scheme No. 54, Vijay Nagar Square,
Indore - 452 010
Phone No: 022-6932 7800
e-mail: CIC@LK-EA.com

Lauritz Knudsen Electrical & Automation
Bestech Business Park,
Tower - A, 2nd floor, Sector - 66
Mohali - 160059
Phone No: 022-6932 7800
e-mail: CIC@LK-EA.com

Lauritz Knudsen Electrical & Automation
Office No. 211 & 212, Pithalia Plaza,
KK Road, Near Fafadih Chowk,
Raipur - 492 001
Phone No: 022-6932 7800
e-mail: CIC@LK-EA.com

Lauritz Knudsen Electrical & Automation
801 Word Level-8, No. 28,
SIDCO Industrial Estate, Guindy,
Chennai - 600 032
Phone No: 022-6932 7800
e-mail: CIC@LK-EA.com

Lauritz Knudsen Electrical & Automation
Office No. 430, 4th Floor,
Jaipur Electronic Market, Riddhi Siddhi,
Gopalpura Bypass,
Jaipur - 302 018
Phone No: 022-6932 7800
e-mail: CIC@LK-EA.com

Lauritz Knudsen Electrical & Automation
TC II, Tower B, PRIMA BAY Gate No. 5,
Saki Vihar Road Powai,
Mumbai - 400 072
Phone No: 022-6932 7800
e-mail: CIC@LK-EA.com

Lauritz Knudsen Electrical & Automation
DevX 4th Floor, A Wing, Om 9 Square,
150 Ft Ring Road, Near Nana Mava Circle,
Opp Silver Heights,
Rajkot - 360 001
Phone No: 022-6932 7800
e-mail: CIC@LK-EA.com

Lauritz Knudsen Electrical & Automation
Playworkz Coworking Space
43 & 44, 3rd Cross,
Bharathy Colony, Peelamedu,
Coimbatore - 641 004
Phone No: 022-6932 7800
e-mail: CIC@LK-EA.com

Lauritz Knudsen Electrical & Automation
GDR Siddha, Ground Floor, N Road
Bistupur, Opposite St. Mary's Church,
Jamshedpur - 831 001
Phone No: 022-6932 7800
e-mail: CIC@LK-EA.com

Lauritz Knudsen Electrical & Automation
Unnati Building, 2nd Floor,
Automation Campus, A-600, TTC Industrial
Area Shil-Mahape Road, Mahape,
Navi Mumbai - 400 710
Phone No: 022-6932 7800
e-mail: CIC@LK-EA.com

Lauritz Knudsen Electrical & Automation
10th Floor, Titaanium Business,
Bhimrad Road, Althan
Surat - 395 017
Phone No: 022-6932 7800
e-mail: CIC@LK-EA.com

Lauritz Knudsen Electrical & Automation
3rd Floor, 1&2 Vijay Park,
Main Chakrata Road, Opp. Anandam,
Near Ballapur chowk,
Dehradun - 248 001
Phone No: 022-6932 7800
e-mail: CIC@LK-EA.com

Lauritz Knudsen Electrical & Automation
Business Communication Centre
2nd Floor, Chiramel Chambers,
Kurisupally Road, Ravipuram,
Kochi - 682 015
Phone No: 022-6932 7800
e-mail: CIC@LK-EA.com

Lauritz Knudsen Electrical & Automation
M1 & M2, Mezzanine Floor,
Himalaya Excellency,
Plot No. C-47, Pratap Nagar Square,
Nagpur - 440 022
Phone No: 022-6932 7800
e-mail: CIC@LK-EA.com

Lauritz Knudsen Electrical & Automation
11th Floor, Block-D, Notus IT Park,
Sarabhai Campus, Bhailal Amin Marg,
Vadodara - 390 023
Phone No: 022-6932 7800
e-mail: CIC@LK-EA.com

Lauritz Knudsen Electrical & Automation
Ground Floor, B-27,
Biplab Rashbihari Sarani,
Sector 2A, Bidhan Nagar,
Durgapur - 713 212
Phone No: 022-6932 7800
e-mail: CIC@LK-EA.com

Lauritz Knudsen Electrical & Automation
207, 2nd floor, Revolution Complex,
Station Road, E Ward,
Next to Pedestrian Bridge,
Kolhapur - 416 001
Phone No: 022-6932 7800
e-mail: CIC@LK-EA.com

Lauritz Knudsen Electrical & Automation
2nd Floor, Samarth House,
Opposite Titan World,
Samarth Nagar, Mahatma Nagar,
Nasik - 422 005
Phone No: 022-6932 7800
e-mail: CIC@LK-EA.com

Lauritz Knudsen Electrical & Automation
Qubexpro Business Centre,
4th Floor, V Mall, Above Lifestyles,
Facor Layout, Waltair Uplands,
Visakhapatnam - 530 003
Phone No: 022-6932 7800
e-mail: CIC@LK-EA.com

Lauritz Knudsen Electrical & Automation
6th Floor, Exotica Greens, A Block, 191,
R G Baruah Road, Guwahati Central,
Guwahati - 781 005
Phone No: 022-6932 7800
e-mail: CIC@LK-EA.com

Lauritz Knudsen Electrical & Automation
2nd Floor, BN3, Salt Lake, Sector-V,
Kolkata - 700 091
Phone No: 022-6932 7800
e-mail: CIC@LK-EA.com

Lauritz Knudsen Electrical & Automation
A-25, 1st Floor, Imperia Complex,
Mohan Corporative Industrial Estate,
Near Sarita Vihar Metro Station,
Mathura Road,
New Delhi - 110 044
Phone no: 022-6932 7800
e-mail: CIC@LK-EA.com

Product improvement is a continuous process. For the latest information and special application, please contact any of our offices listed here. Product photographs shown for representative purpose only.



Lauritz Knudsen Electrical & Automation, Electrical Standard Product
A/600, Shil-Mahape Road, TTC Industrial Area, MIDC Thane, Navi Mumbai, 400 710,
Maharashtra, Phone No: 022-6722 6300 | Web: www.LK-EA.com

Customer Interaction Center (CIC)
Phone no: 022-6932 7800
Web: www.LK-EA.com | e-mail: CIC@LK-EA.com